

# **2011-12 BOBCAT PELT TAGGING REPORT**

## PERFORMANCE REPORT STATEWIDE WILDLIFE RESEARCH AND SURVEYS

A Contribution of Pittman-Robertson Funds  
Federal Aid in Wildlife Restoration

Grant W-39-R-18

### **Kansas Department of Wildlife, Parks and Tourism**

Robin Jennison  
Secretary

Prepared by

Matt Peek  
Furbearer Biologist

Joe Kramer, Director  
Fisheries and Wildlife  
Division

Mike Mitchener, Wildlife  
Section Chief



**June 2012**

## **PERMISSION TO QUOTE**

**This is an annual progress report that may contain information that is subject to future modification or revision. Persons wishing to quote from this report, for reproduction or reference, should first obtain permission from the Chief of the Wildlife Section, Kansas Department of Wildlife, Parks and Tourism, 512 SE 25th Avenue, Pratt, KS 67124.**

## **EQUAL OPPORTUNITY STATEMENT**

**This program receives Federal financial assistance from the U.S. Fish and Wildlife Service. Under Title VI of the Civil Rights Act of 1964, Section 504 of the Rehabilitation Act of 1973, Title II of the Americans with Disabilities Act of 1990, the Age Discrimination Act of 1975, and Title IX of the Education Amendments of 1972, the U.S. Department of the Interior and its bureaus prohibit discrimination on the basis of race, color, national origin, age, disability or sex (in educational programs). If you believe that you have been discriminated against in any program, activity or facility, or if you desire further information, please write to:**

**The U.S. Fish and Wildlife Service  
Office of Diversity and Civil Rights Programs- External Programs  
4040 North Fairfax Drive, Suite 130  
Arlington, VA 22203**



## 2011-12 BOBCAT PELT TAGGING REPORT



Prepared by Matt Peek, Furbearer Biologist

An enumeration of bobcats taken in Kansas has been conducted annually since 1978. This project is accomplished with tags provided by the U.S. Fish and Wildlife Service, Office of Management Authority, under the CITES Export Tag Program. In 2011, Kansas used yellow “KS BCAT” tags below number 47700. A total of 144 KDWPT employees and offices were issued tags for the 2011-12 furharvesting season.

CITES tags were affixed to the pelts of 5918 bobcats that were taken in Kansas during the furharvesting season. This included 1 bobcat confiscated by KDWPT. This was a 23% increase in harvest from last season and the fourth highest harvest on record. The number of bobcats pelt tagged annually since 1978 can be found in **Figure 1**.

Bobcats were taken in 101 of 105 counties. The number of bobcats taken in each county is presented in **Figure 2**. The estimated number of bobcats taken each day of the season is presented in **Figure 3**.

Bobcats may be taken using equipment authorized in K.A.R. 115-5-1 or salvaged during the harvest season. A total of 1632 furharvesters took bobcats during the season. **Table 1** provides a break down of the methods furharvesters used to take bobcats. **Table 2** indicates the primary species being pursued at the time the bobcat was taken. The number of furharvesters having various total season bags is given in **Table 3**.

After the initial tag allocation, tag accountability was maintained via reports from KDWPT employees or offices issued tags. After the season, each was responsible for inventorying unused tags and accounting for all tags they were issued. Unused tags were then destroyed or retained by each tagger, or returned to the Emporia office. Bobcats taken outside this furharvesting season (n = 12) were not included in this analysis.

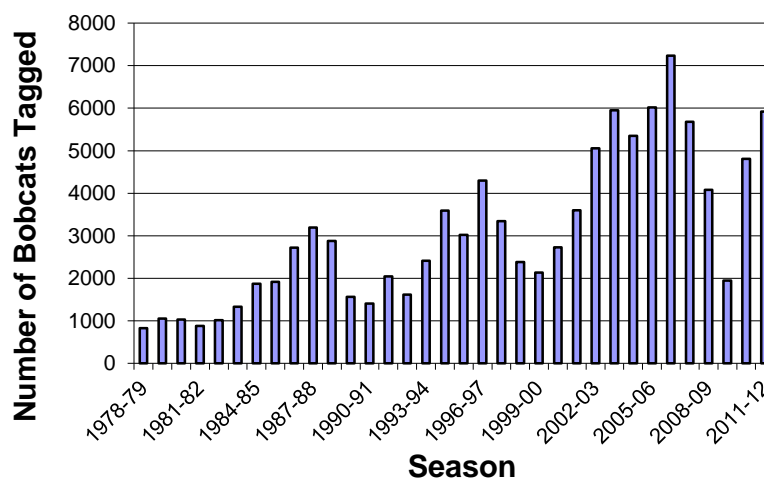


Figure 1. Number of bobcats pelt tagged annually since tagging began in 1978.

Figure 3. Number of bobcats taken per county during the 2011-12 furharvesting season in Kansas (n = 5906).

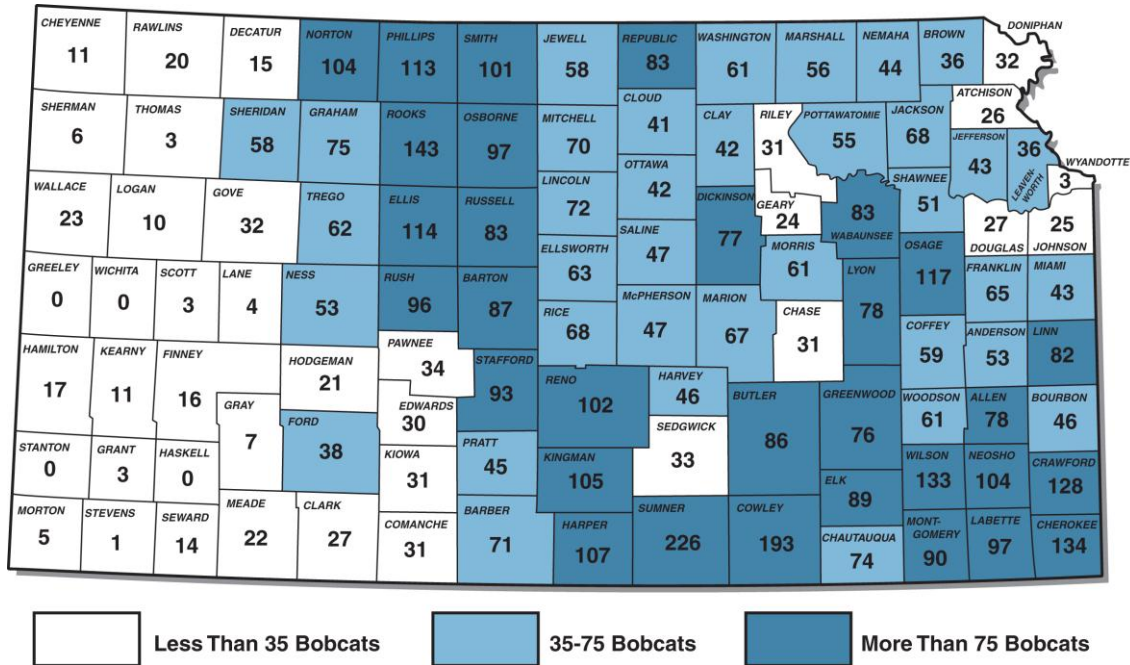


Figure 3. Estimated number of bobcats taken per day during the 2011-12 furharvesting season. (Data smoothed:  $y_{(i)} = .5y_{(i)} + .25y_{(i+1)} + .25y_{(i-1)}$ .)

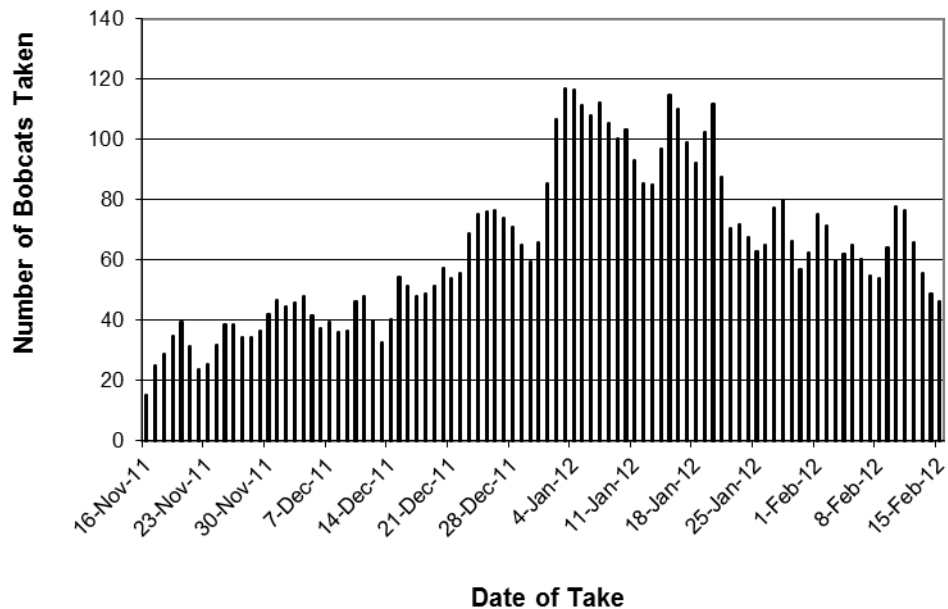


Table 1. Methods used to take bobcats during the 2011-12 furharvesting season in Kansas.

METHOD		Number of Furharvesters*	Number of Bobcats taken	Percent of Bobcats taken
TRAPPING				
	(1) Foothold Trap	621	2359	39.9%
	(2) Body Gripping Trap	179	445	7.5%
	(3) Cage Trap	369	1058	17.9%
	(4) Snare	258	784	13.2%
	SUB-TOTAL	1427	4646	78.5%
HUNTING				
	(5) Rifle	562	845	14.3%
	(6) Shotgun	96	144	2.4%
	(7) Archery	88	99	1.7%
	(8) Hounds	21	28	0.5%
	SUB-TOTAL	767	1116	18.9%
OTHER				
	(9) Salvage	133	150	2.5%
	(10) Unspecified or other	6	6	0.1%
	SUB-TOTAL	139	156	2.6%
TOTAL		2333	5918	100.0%

\* Furharvesters who took bobcats by more than one method are represented multiple times.

Table 2. Primary species being pursued when bobcats were taken during the 2011-12 furharvesting season in Kansas.

SPECIES		FREQUENCY	PERCENT
FURBEARERS	Bobcat	5161	87.2%
	Coyote	279	4.7%
	Raccoon	123	2.1%
	Other	12	0.2%
	SUB-TOTAL	5575	94.2%
BIG GAME	Deer	137	2.3%
SMALL GAME	Quail	3	0.1%
	Pheasant	25	0.4%
	Other	1	0.0%
	SUB-TOTAL	29	0.5%
OTHER	Unspecified or other	27	0.5%
	Salvage	150	2.5%
	SUB-TOTAL	177	3.0%
TOTAL		5918	100.0%

Table 3. Total season bag of bobcats per furharvester during the 2011-12 season.  
Data includes 1 bobcat taken by KDWPT.

Total Season Bag	Number of Furharvesters	Percent of Furharvesters	Cumulative Percent of Furharvesters	Total number of Bobcats Taken	Percent of Bobcats Taken	Cumulative Percent of Bobcats Taken
1	704	43.14%	43.14%	704	11.90%	11.90%
2	284	17.40%	60.54%	568	9.60%	21.49%
3	159	9.74%	70.28%	477	8.06%	29.55%
4	100	6.13%	76.41%	400	6.76%	36.31%
5	82	5.02%	81.43%	410	6.93%	43.24%
6	67	4.11%	85.54%	402	6.79%	50.03%
7	51	3.13%	88.66%	357	6.03%	56.07%
8	35	2.14%	90.81%	280	4.73%	60.80%
9	18	1.10%	91.91%	162	2.74%	63.53%
10	26	1.59%	93.50%	260	4.39%	67.93%
11	20	1.23%	94.73%	220	3.72%	71.65%
12	9	0.55%	95.28%	108	1.82%	73.47%
13	17	1.04%	96.32%	221	3.73%	77.21%
14	9	0.55%	96.88%	126	2.13%	79.33%
15	3	0.18%	97.06%	45	0.76%	80.09%
16	4	0.25%	97.30%	64	1.08%	81.18%
17	5	0.31%	97.61%	85	1.44%	82.61%
18	6	0.37%	97.98%	108	1.82%	84.44%
19	5	0.31%	98.28%	95	1.61%	86.04%
20	3	0.18%	98.47%	60	1.01%	87.06%
21	1	0.06%	98.53%	21	0.35%	87.41%
22	3	0.18%	98.71%	66	1.12%	88.53%
23	1	0.06%	98.77%	23	0.39%	88.92%
24	1	0.06%	98.84%	24	0.41%	89.32%
25	2	0.12%	98.96%	50	0.84%	90.17%
26	1	0.06%	99.02%	26	0.44%	90.60%
27	1	0.06%	99.08%	27	0.46%	91.06%
28	2	0.12%	99.20%	56	0.95%	92.01%
29	2	0.12%	99.33%	58	0.98%	92.99%
30	1	0.06%	99.39%	30	0.51%	93.49%
31	1	0.06%	99.45%	31	0.52%	94.02%
33	1	0.06%	99.51%	33	0.56%	94.58%
34	2	0.12%	99.63%	68	1.15%	95.72%
35	1	0.06%	99.69%	35	0.59%	96.32%
37	2	0.12%	99.82%	74	1.25%	97.57%
39	1	0.06%	99.88%	39	0.66%	98.23%
43	1	0.06%	99.94%	43	0.73%	98.95%
62	1	0.06%	100.00%	62	1.05%	100.00%
Total	1632			5918		