

# **2016-17 BOBCAT PELT TAGGING REPORT**

## PERFORMANCE REPORT STATEWIDE WILDLIFE RESEARCH AND SURVEYS

A Contribution of Pittman-Robertson Funds  
Federal Aid in Wildlife Restoration

Grant W-39-R-23

### **Kansas Department of Wildlife, Parks and Tourism**

Robin Jennison  
Secretary

Prepared by

Matt Peek  
Furbearer Biologist

Jake George  
Wildlife Division Director

Rich Schultheis  
Wildlife Research Supervisor



**June 2017**



## 2016-17 BOBCAT PELT TAGGING REPORT

Prepared by Matt Peek, Furbearer Biologist



An enumeration of bobcats taken in Kansas has been conducted annually since 1978. This project is accomplished with tags provided by the U.S. Fish and Wildlife Service, Office of Management Authority, under the CITES Export Tag Program. In 2016, Kansas used yellow “KS BCAT” tags below number 66821. A total of 135 KDWPT employees and offices were issued tags for the 2016-17 furharvesting season.

CITES tags were affixed to the pelts of 2563 bobcats that were taken in Kansas during the furharvesting season. This included 5 bobcats confiscated by KDWPT. This was an 11% increase in harvest from last season (2319) but the third lowest take since 2000. The number of bobcats pelt tagged annually since 1978 can be found in **Figure 1**.

Bobcats were taken in 100 of 105 counties. The number of bobcats taken in each county is presented in **Figure 2**. The estimated number of bobcats taken each day of the season is presented in **Figure 3**.

Bobcats may be taken using equipment authorized in K.A.R. 115-5-1 or salvaged during the harvest season. A total of 952 furharvesters took bobcats during the season. **Table 1** provides a break down of the methods furharvesters used to take bobcats. **Table 2** indicates the primary species being pursued at the time the bobcat was taken. The total season bag of each furharvester is given in **Table 3**.

After the initial tag allocation, tag accountability was maintained via reports from KDWPT employees or offices issued tags. After the season, each was responsible for inventorying unused tags and accounting for all tags they were issued. Unused tags were then destroyed or retained by each tagger, or returned to the Emporia office. Bobcats taken outside this furharvesting season ( $n = 5$ ) were not included in this analysis.

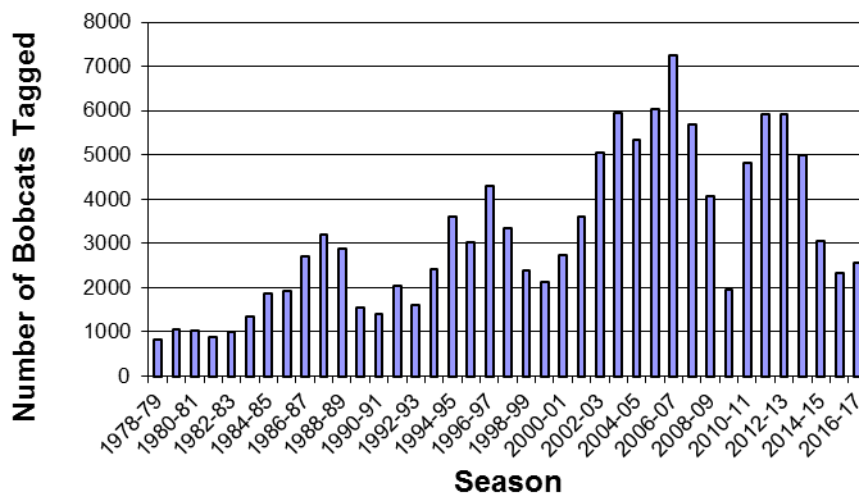


Figure 1. Number of bobcats pelt tagged annually since tagging began in 1978.

Figure 2. Number of bobcats taken per county during the 2016-17 furharvesting season in Kansas (n = 2558).

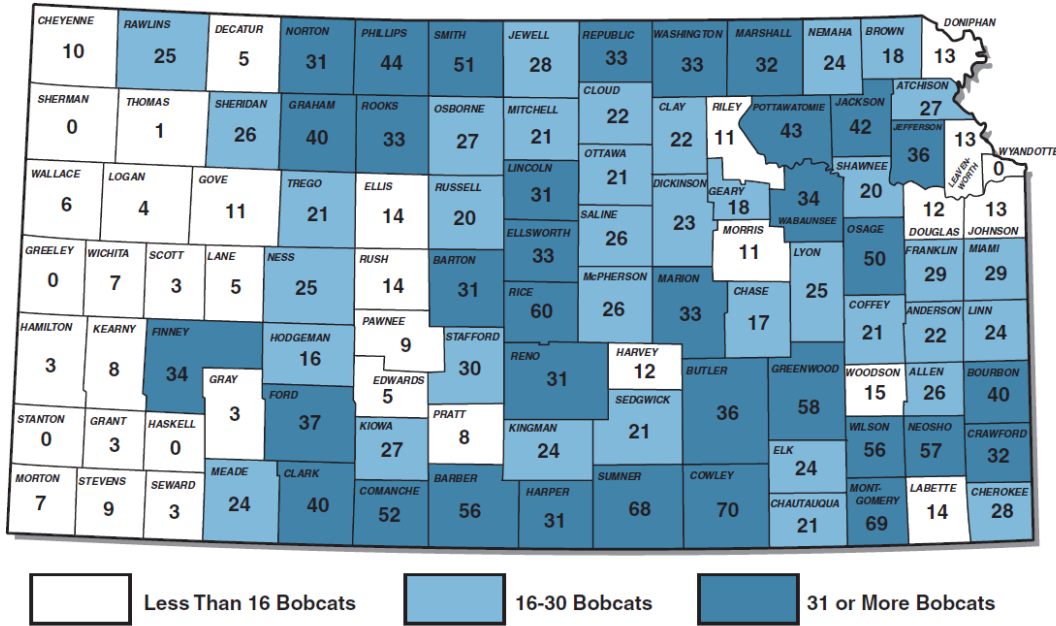


Figure 3. Estimated number of bobcats taken per day during the 2016-17 furharvesting season. (Data smoothed:  $y_{(i)} = .5y_{(i)} + .25y_{(i+1)} + .25y_{(i-1)}$ .)

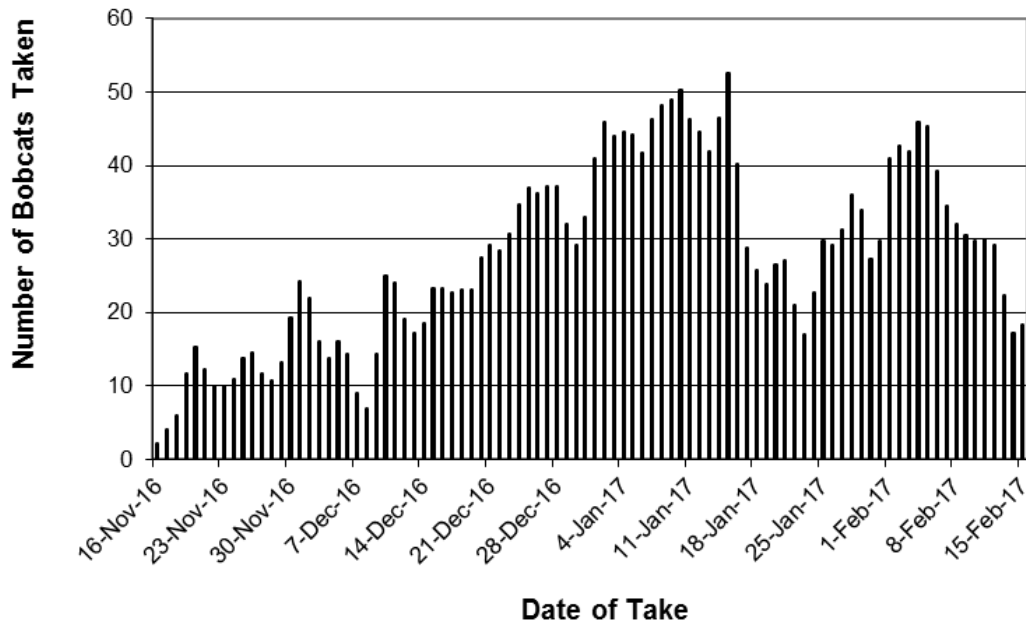


Table 1. Methods used to take bobcats during the 2016-17 furharvesting season in Kansas.

METHOD	Number of Furharvesters*	Number of Bobcats taken	Percent of Bobcats taken
<b>TRAPPING</b>			
(1) Foothold Trap	406	1324	51.7%
(2) Body Gripping Trap	38	54	2.1%
(3) Cage Trap	125	276	10.8%
(4) Snare	109	265	10.3%
unspecified "trap"	5	7	
<b>SUB-TOTAL</b>	<b>683</b>	<b>1926</b>	<b>75.1%</b>
<b>HUNTING</b>			
(5) Rifle	307	418	16.3%
(6) Shotgun	38	45	1.8%
(7) Archery	43	45	1.8%
(8) Hounds	5	7	0.3%
unspecified "hunt"	2	2	
<b>SUB-TOTAL</b>	<b>395</b>	<b>517</b>	<b>20.2%</b>
<b>OTHER</b>			
(9) Salvage	100	112	4.4%
(10) Unspecified or other	7	8	0.3%
<b>SUB-TOTAL</b>	<b>107</b>	<b>120</b>	<b>4.7%</b>
<b>TOTAL</b>	<b>1185</b>	<b>2563</b>	<b>100.0%</b>

\* Furharvesters who took bobcats by more than one method are represented multiple times.

Table 2. Primary species being pursued when bobcats were taken during the 2016-17 furharvesting season in Kansas.

SPECIES	FREQUENCY	PERCENT	
FURBEARERS	Bobcat	1816	70.9%
	Coyote	522	20.4%
	Raccoon	19	0.7%
	Beaver	1	0.0%
	Fox	2	0.1%
	Opossum	1	0.0%
	Badger	1	0.0%
	Unspecified "predator"	7	0.3%
	<b>SUB-TOTAL</b>	<b>2369</b>	<b>92.4%</b>
BIG GAME	Deer	66	2.6%
SMALL GAME	Quail	2	0.1%
	Pheasant	5	0.2%
	Turkey	2	0.1%
	squirrel	1	0.0%
	<b>SUB-TOTAL</b>	<b>10</b>	<b>0.4%</b>
OTHER	Unspecified or other	6	0.2%
	Salvage	112	4.4%
	<b>SUB-TOTAL</b>	<b>118</b>	<b>4.6%</b>
<b>TOTAL</b>	<b>2563</b>	<b>100.0%</b>	

Table 3. Total season bag of bobcats per furharvester during the 2016-17 season.

Total Season Bag	Number of Furharvesters	Percent of Furharvesters	Cumulative Percent of Furharvesters	Total number of Bobcats Taken	Percent of Bobcats Taken	Cumulative Percent of Bobcats Taken
1	492	51.68%	51.68%	492	19.20%	19.20%
2	178	18.70%	70.38%	356	13.89%	33.09%
3	81	8.51%	78.89%	243	9.48%	42.57%
4	63	6.62%	85.50%	252	9.83%	52.40%
5	42	4.41%	89.92%	210	8.19%	60.59%
6	26	2.73%	92.65%	156	6.09%	66.68%
7	13	1.37%	94.01%	91	3.55%	70.23%
8	9	0.95%	94.96%	72	2.81%	73.04%
9	9	0.95%	95.90%	81	3.16%	76.20%
10	5	0.53%	96.43%	50	1.95%	78.15%
11	4	0.42%	96.85%	44	1.72%	79.87%
12	6	0.63%	97.48%	72	2.81%	82.68%
13	5	0.53%	98.00%	65	2.54%	85.21%
15	4	0.42%	98.42%	60	2.34%	87.55%
16	2	0.21%	98.63%	32	1.25%	88.80%
17	3	0.32%	98.95%	51	1.99%	90.79%
18	2	0.21%	99.16%	36	1.40%	92.20%
19	1	0.11%	99.26%	19	0.74%	92.94%
21	2	0.21%	99.47%	42	1.64%	94.58%
22	1	0.11%	99.58%	22	0.86%	95.44%
24	1	0.11%	99.68%	24	0.94%	96.37%
26	1	0.11%	99.79%	26	1.01%	97.39%
30	1	0.11%	99.89%	30	1.17%	98.56%
37	1	0.11%	100.00%	37	1.44%	100.00%
Total	952			2563		

**PERMISSION TO QUOTE**

This is an annual progress report that may contain information that is subject to future modification or revision. Persons wishing to quote from this report, for reproduction or reference, should first obtain permission from the Chief of the Wildlife Section, Kansas Department of Wildlife, Parks and Tourism, 512 SE 25th Avenue, Pratt, KS 67124.

**EQUAL OPPORTUNITY STATEMENT**

This program receives Federal financial assistance from the U.S. Fish and Wildlife Service. Under Title VI of the Civil Rights Act of 1964, Section 504 of the Rehabilitation Act of 1973, Title II of the Americans with Disabilities Act of 1990, the Age Discrimination Act of 1975, and Title IX of the Education Amendments of 1972, the U.S. Department of the Interior and its bureaus prohibit discrimination on the basis of race, color, national origin, age, disability or sex (in educational programs). If you believe that you have been discriminated against in any program, activity or facility, or if you desire further information, please write to:

The U.S. Fish and Wildlife Service  
 Office of Diversity and Civil Rights Programs- External Programs  
 4040 North Fairfax Drive, Suite 130  
 Arlington, VA 22203