

2020 Pronghorn Production Surveys

PERFORMANCE REPORT STATEWIDE WILDLIFE RESEARCH AND SURVEYS

A Contribution of Pittman-Robertson Funds
Federal Aid in Wildlife Restoration

Grant W-39-R-26

Kansas Department of Wildlife, Parks and Tourism

Brad Loveless
Secretary

Prepared by

Matt Peek
Wildlife Research Biologist

Jake George
Wildlife Division Director

Rich Schultheis
Wildlife Research Supervisor



August 2020

2020 Pronghorn Production Surveys

Matt Peek
Pronghorn program coordinator

The 2020 aerial pronghorn production surveys have been completed. These surveys are conducted in each of the three pronghorn hunting units preferably from July 15-31, but pushing into the first half of August as needed, to evaluate sex and age ratios of the population. The results of these surveys are not intended to be population estimates. With smaller average herd size and habitat conditions typically less favorable for observing pronghorn, pronghorn visibility is lower during production surveys than during the winter counts, which have traditionally been used to determine population size.

Total numbers of pronghorn observed in each pronghorn hunting unit and their respective buck:doe:fawn ratios are presented in **Table 1**. Survey routes and location of pronghorn observations for hunting units 2, 17 and 18 are provided in **Figures 1-3**, respectively. Trends in buck:doe and doe:fawn ratios since 2001 can be found in **Figures 4 and 5**.

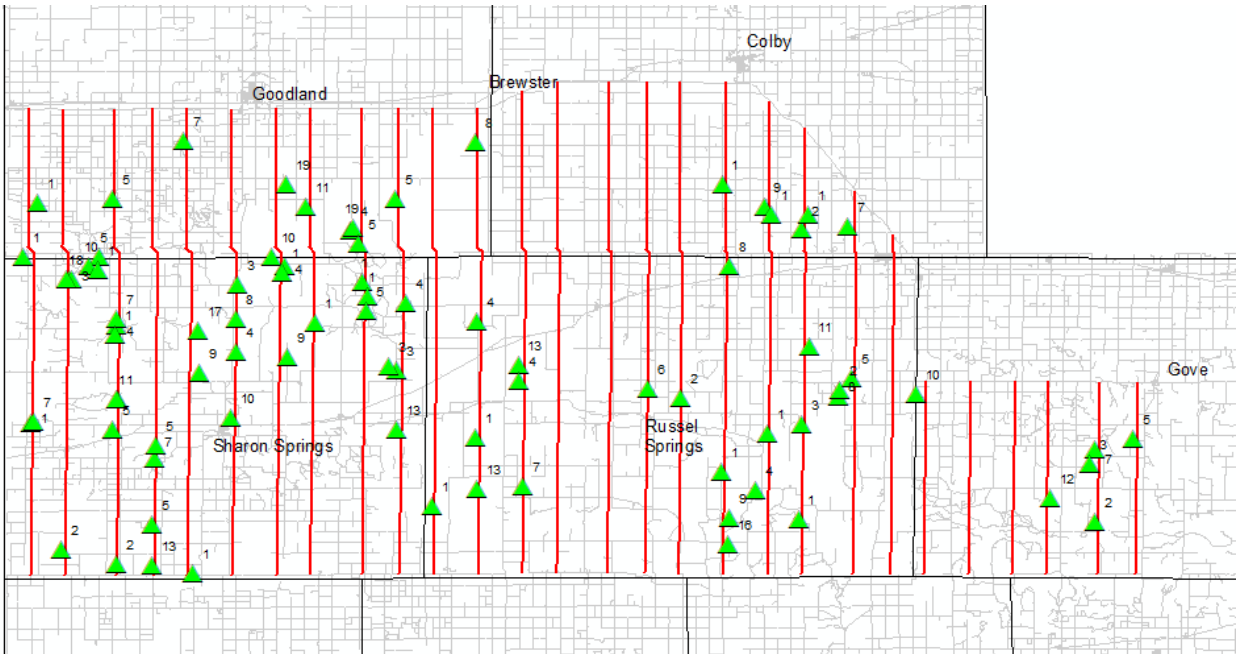
We attempt to maintain a buck ratio of 35 bucks per 100 does. We are currently meeting this objective. Ratios in Unit 18 have remained the lowest and have been below objective in recent years. As a result, limited draw permits have been reduced in this unit annually for the past several years. Further reductions will be given consideration again during the next regulatory cycle pending the outcome of the 2020 harvest season, but already just 12 limited permits are available in the unit.

Fawn ratios were generally poor this year. This was the 4th lowest mean total since 2001. Though the ratio was best in Unit 17 this year, Unit 2 remains atop the 5 year average. Unit 18 was at an unsustainable 17 fawns per 100 does and is reason for further concern for this dwindling population. Fawn ratios don't greatly influence hunter satisfaction with the current year's hunt since hunters rarely harvest fawns, but they do serve as a predictor of future opportunity.

The Chase County route was flown this year for the first time since 2015. Just 14 pronghorn were observed including 3 bucks, 7 does and 4 fawns (B:D:F ratio of 43:100:57).

Table 1. Results of summer 2020 aerial pronghorn production survey for each pronghorn hunting unit.

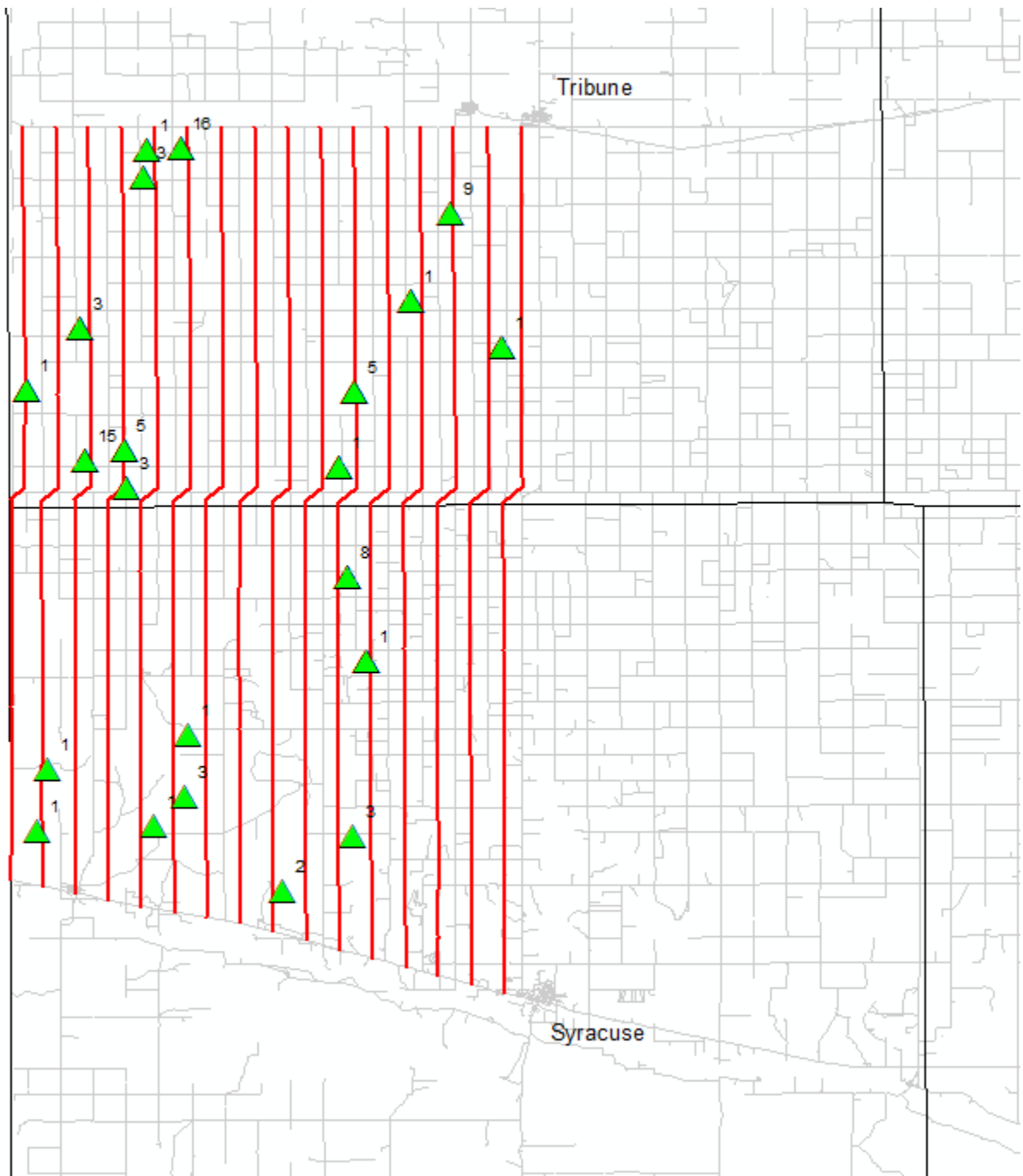
Unit	Number Observed			Ratio			Ratio – 5 year average		
	Bucks	Does	Fawns	Bucks	Does	Fawns	Bucks	Does	Fawns
2	102	264	95	39	100	36	37	100	48
17	22	44	19	50	100	43	37	100	43
18	14	47	8	30	100	17	25	100	26
Total	138	355	122	39	100	34	35	100	43



▲ Location and number of pronghorn observed

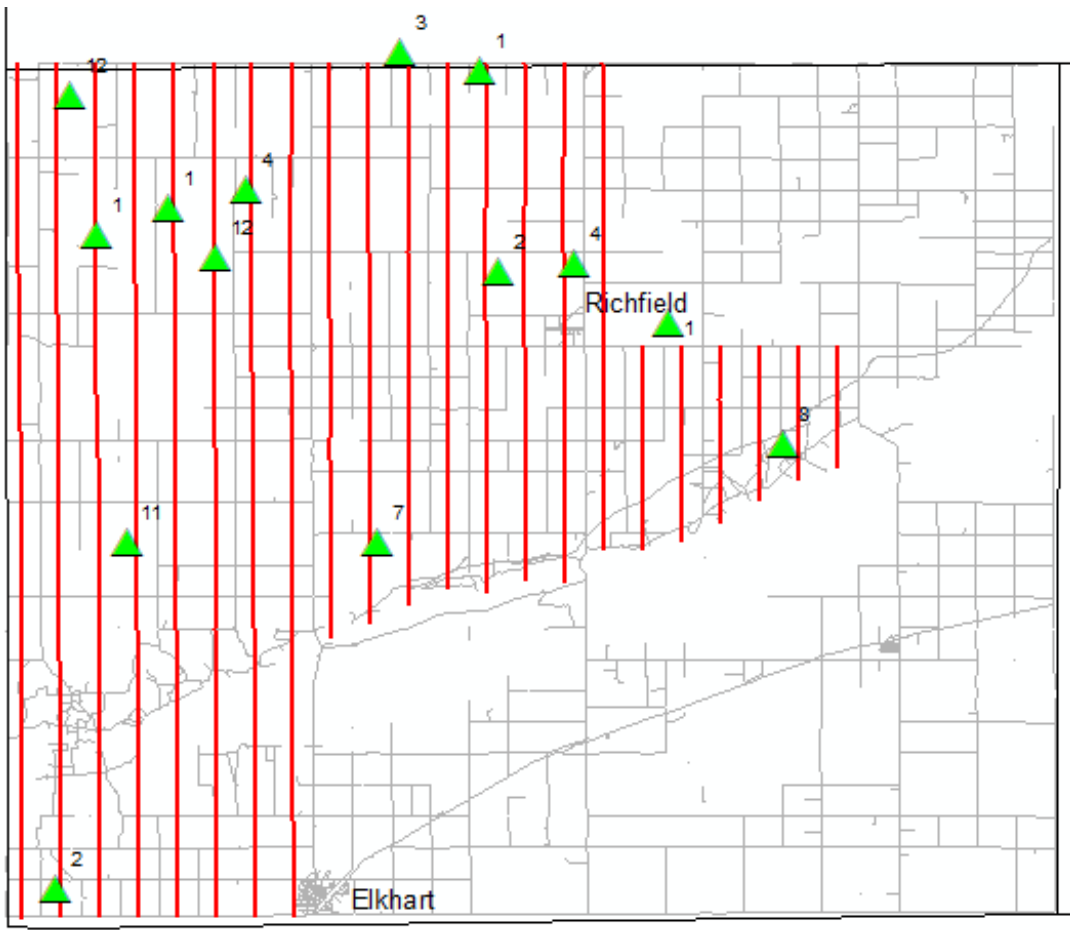
— 2020 Summer Route

Figure 1. Unit 2 – Survey area and pronghorn observations (Sherman, Wallace, Thomas and Logan Counties).



- ▲ Location and number of pronghorn observed
- 2020 Summer Route

Figure 2. Unit 17 – Survey route and pronghorn observations (Hamilton & Greeley Counties).



▲ Location and number of pronghorn observed

— 2020 Summer Route

Figure 3. Unit 18 – Survey route and pronghorn observations (Morton County).

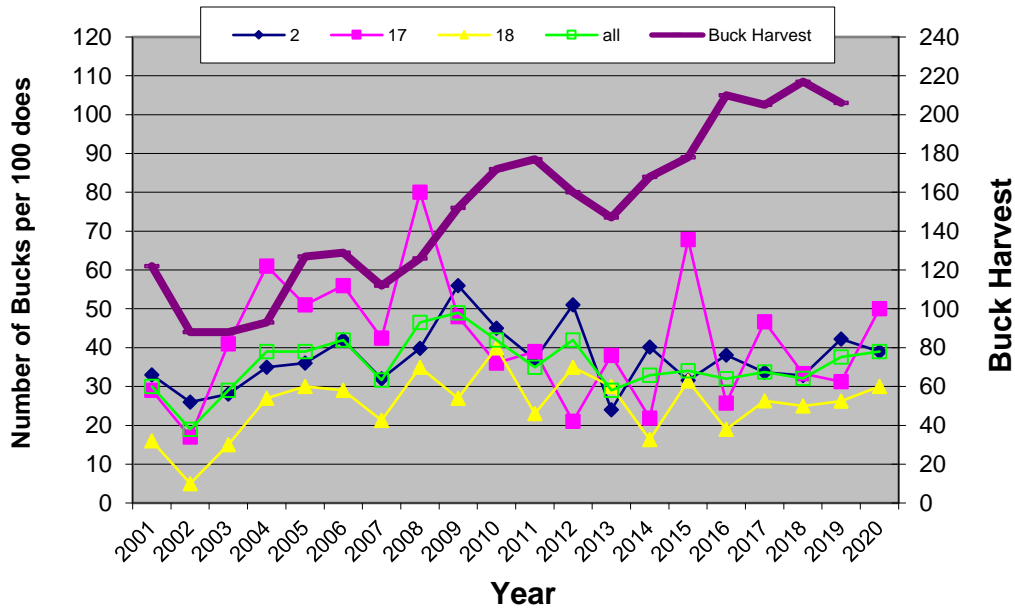


Figure 4. Number of pronghorn bucks per 100 does for each unit since 2001, and total annual buck harvest.

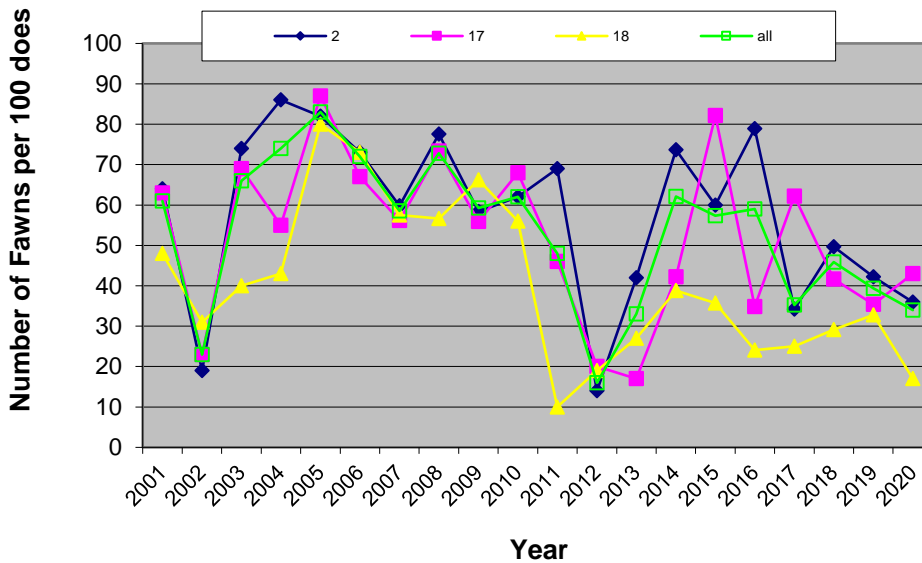


Figure 5. Number of pronghorn fawns per 100 does for each unit since 2001.

EQUAL OPPORTUNITY STATEMENT

This program receives Federal financial assistance from the U.S. Fish and Wildlife Service. Under Title VI of the Civil Rights Act of 1964, Section 504 of the Rehabilitation Act of 1973, Title II of the Americans with Disabilities Act of 1990, the Age Discrimination Act of 1975, and Title IX of the Education Amendments of 1972, the U.S. Department of the Interior and its bureaus prohibit discrimination on the basis of race, color, national origin, age, disability or sex (in educational programs). If you believe that you have been discriminated against in any program, activity or facility, or if you desire further information, please write to:

The U.S. Fish and Wildlife Service
 Office of Diversity and Civil Rights Programs- External Programs
 4040 North Fairfax Drive, Suite 130
 Arlington, VA 22203