

2020-21 BOBCAT PELT TAGGING REPORT

PERFORMANCE REPORT STATEWIDE WILDLIFE RESEARCH AND SURVEYS

A Contribution of Pittman-Robertson Funds
Federal Aid in Wildlife Restoration

Grant W-39-R-27

Kansas Department of Wildlife, Parks and Tourism

Brad Loveless
Secretary

Prepared by

Matt Peek
Furbearer Biologist

Jake George
Wildlife Division Director

Rich Schultheis
Wildlife Research Supervisor



June 2021



2020-21 BOBCAT PELT TAGGING REPORT

Prepared by Matt Peek, Furbearer Biologist



An enumeration of bobcats taken in Kansas has been conducted annually since 1978. This project is accomplished with tags provided by the U.S. Fish and Wildlife Service, Office of Management Authority, under the CITES Export Tag Program. In 2020, Kansas used yellow “KS BCAT” tags below number 79190. A total of 139 KDWPT employees and offices were issued tags for the 2020-21 furharvesting season.

CITES tags were affixed to the pelts of 2454 bobcats taken in Kansas during the furharvesting season. This included 2 bobcats salvaged by KDWPT. This was a 16% decrease in harvest from last season (2933) and 17% below the 5-year average. The number of bobcats pelt tagged annually since 1978 can be found in **Figure 1**.

Bobcats were taken in 100 of 105 counties. The number of bobcats taken in each county is presented in **Figure 2**. The estimated number of bobcats taken each day of the season is presented in **Figure 3**.

Bobcats may be taken using equipment authorized in K.A.R. 115-5-1 or salvaged during the harvest season. A total of 955 furharvesters took bobcats during the season. **Table 1** provides a breakdown of the methods furharvesters used to take bobcats and the primary species being pursued at the time the bobcat was taken. The total season bag of each furharvester is given in **Table 2**.

After the initial tag allocation, tag accountability was maintained via reports from KDWPT employees or offices issued tags. After the season, each was responsible for inventorying unused tags and accounting for all tags they were issued. Unused tags were then destroyed or retained by each tagger, or returned to the Emporia office. Bobcats taken outside this furharvesting season (n=2) were not included in this analysis.

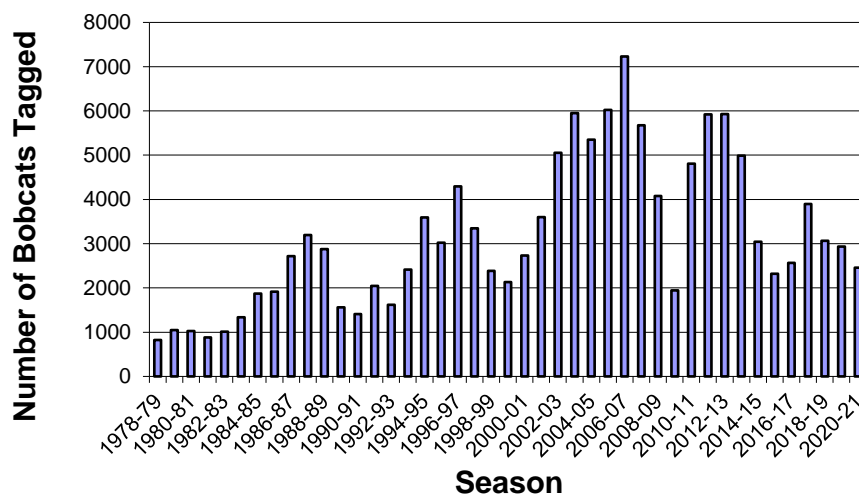


Figure 1. Number of bobcats pelt tagged annually since tagging began in 1978.

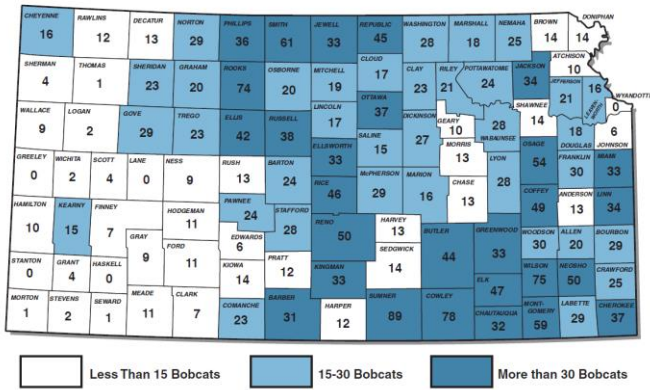


Figure 2. Number of bobcats taken per county during the 2020-21 furharvesting season in Kansas (n = 2451).

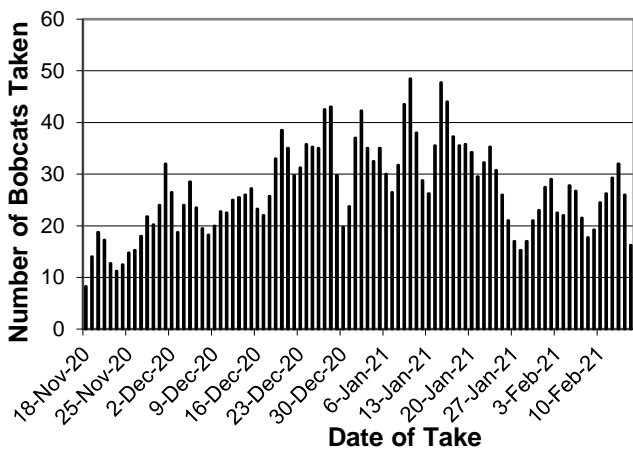


Figure 3. Estimated number of bobcats taken per day during the 2020-21 furharvesting season. (Data smoothed: $y(i) = .5y(i) + .25y(i+1) + .25y(i-1)$.)

Table 2. Total season bag of bobcats per furharvester during the 2020-21 season.

Total Season Bag	Number of Furharvesters	Percent of Furharvesters	Cumulative Percent of Furharvesters	Total number of Bobcats Taken	Percent of Bobcats Taken	Cumulative Percent of Bobcats Taken
1	479	50.2%	50.2%	479	19.6%	19.6%
2	188	19.7%	69.8%	376	15.4%	34.9%
3	104	10.9%	80.7%	312	12.8%	47.7%
4	60	6.3%	87.0%	240	9.8%	57.5%
5	37	3.9%	90.9%	185	7.6%	65.1%
6	26	2.7%	93.6%	156	6.4%	71.4%
7	18	1.9%	95.5%	126	5.1%	76.6%
8	10	1.0%	96.5%	80	3.3%	79.9%
9	4	0.4%	97.0%	36	1.5%	81.3%
10	8	0.8%	97.8%	80	3.3%	84.6%
11	2	0.2%	98.0%	22	0.9%	85.5%
12	4	0.4%	98.4%	48	2.0%	87.5%
13	4	0.4%	98.8%	52	2.1%	89.6%
14	1	0.1%	99.0%	14	0.6%	90.2%
15	1	0.1%	99.1%	15	0.6%	90.8%
16	2	0.2%	99.3%	32	1.3%	92.1%
18	1	0.1%	99.4%	18	0.7%	92.8%
19	1	0.1%	99.5%	19	0.8%	93.6%
24	2	0.2%	99.7%	48	2.0%	95.5%
27	2	0.2%	99.9%	54	2.2%	97.8%
55	1	0.1%	100.0%	55	2.2%	100.0%
Total	955			2447		

Table 1. Method of harvest and the primary species being pursued when bobcats were taken during the 2020-21 furharvesting season in Kansas.

Method of Harvest	Target Species											Total Number	Total Percent	
	Bobcat	Coyote	Raccoon	Red Fox	Badger	Beaver	Skunk	Unspecified "Furbearers"	Deer	Upland Birds	Unspecified or Other			Salvage
Trapping														
Foothold Trap	803	313	3	1	1						5		1126	45.9
Bodygrip Trap	42	2	7				1						52	2.1
Cage Trap	203	4	3										210	8.6
Snare	159	85	2	1		1		18					266	10.8
SUBTOTAL	1207	404	15	2	1	1	1	18	0	0	5	0	1654	67.4
Hunting														
Rifle	287	274						7	34		4		606	24.7
Shotgun	26	24						3	1	11			65	2.6
Archery	6	3							33				42	1.7
Hounds	4		1										5	0.2
SUBTOTAL	323	301	1	0	0	0	0	10	68	11	4	0	718	29.3
Other														
Salvage												75	75	3.1
Unspecified or Other	5										2		7	0.3
SUBTOTAL	5	0	0	0	0	0	0	0	0	0	2	75	82	3.3
Total Number	1535	705	16	2	1	1	1	28	68	11	11	75	2454	
Total Percent	62.6	28.7	0.7	0.1	0.0	0.0	0.0	1.1	2.8	0.4	0.4	3.1		100.0

EQUAL OPPORTUNITY STATEMENT

This program receives Federal financial assistance from the U.S. Fish and Wildlife Service. Under Title VI of the Civil Rights Act of 1964, Section 504 of the Rehabilitation Act of 1973, Title II of the Americans with Disabilities Act of 1990, the Age Discrimination Act of 1975, and Title IX of the Education Amendments of 1972, the U.S. Department of the Interior and its bureaus prohibit discrimination on the basis of race, color, national origin, age, disability or sex (in educational programs). If you believe that you have been discriminated against in any program, activity or facility, or if you desire further information, please write to: The U.S. Fish and Wildlife Service, Office of Diversity and Civil Rights Programs- External Programs, 4040 North Fairfax Drive, Suite 130, Arlington, VA 22203