

LOVEWELL STATE PARK

ANNUAL PARK REPORT

2019



**Historical Flooding Negatively Impacted Nearly All Areas of Lovewell State Park
(July, 2019)**

PREPARED BY LOVEWELL STATE PARK STAFF

January 23, 2020

LOVEWELL STATE PARK
ANNUAL PARK REPORT INDEX

	<u>Page #</u>
I. Introduction	1
II. Revenue and Visitation.....	1
III. Budget and Capital Improvements.....	2
IV. Contracts	2
V. Manpower	3
VI. Ag Summary	3
VII. Chemical Use.....	3
VIII. Law Enforcement	3
IX. Special Events and Activities.....	5
X. Reservoir Water Levels	6
XI. Conclusion	6
XII. Constituent Comments	6
XIII. Tables and Figures	
Table 1. Camping Cabin Analysis	
Figure 1. Revenue Comparison	
Figure 2. Camping Cabin Analysis	
Figure 3. Self Pay vs. Office Sales	
Table 2. Visitation Report	
Table 3. Budget Comparison	
Figure 4. Budget Comparison	
Figure 5. Law Enforcement Activities	
Table 3a. Vandalism	
Table 4. Special Events and Activities	
Figure 6. Reservoir Water Levels	
Table 5. Major Accomplishments and Goals	
Figure 7. Map	

LOVEWELL STATE PARK

2019 ANNUAL PARK REPORT

I. Introduction. Lovewell Reservoir was built by the Bureau of Reclamation in 1957, for flood control and irrigation purposes. It is located in North Central Kansas, on the White Rock Creek. Lovewell State Park was established in 1967 on BOR property and is currently being leased by the State of Kansas, Department of Wildlife, Parks and Tourism, to provide outdoor recreational opportunities to the public. Constituent interests, recreational trends, environmental impacts and other concerns all have an influence on the park's future operations. The following annual park report is to be used as a tool to evaluate past and present operations, and as a guide for future goals.

II. Revenue and Visitation. (See Tables 1-2; Figures 1-3). Revenue for 2019 was relatively unchanged over 2018 figures, even though there were plenty of events which negatively affected visitation for this year. We were not able to avoid the historic flooding that plagued much of the state in the early park season, reaching its third highest ever elevation of 1593.0 in mid-July of this year. This caused the closing of several primitive camping areas throughout the state park, and discouraged visitors for most of May, June and early July. In late July, Lovewell Reservoir was placed in Watch and then Warning Status for harmful blue-green algae blooms, for a period of about 4 weeks. Other than the early torrential rains, the weather did not cause any major problems through the rest of the season. The usual irrigation drawdowns began in late July, and coupled with a planned maintenance repair to the dam structure, brought Lovewell Reservoir to its second lowest ever elevation of 1571.5 at the end of September, which negatively affected revenue and visitation at the end of the season.

Vehicle revenues were down 10% overall, however Daily Vehicle permit sales were down over 20%, probably due to the adverse lake conditions this year and a lack of day use for the season. Camping revenues were only down 2% overall from 2018, however significant increases in the cost of Seasonal Campsites this year served to mask the decrease in other camping revenues. One bright spot was a 40% increase in the sale of the 14Day Camping Permit this year.

Camping Cabin revenues were down 4%, and there was a slight drop in the revenues received from Online Sales. Special Event permit revenues were down nearly 30%, again most likely due to the lake conditions. Retail sales actually showed a slight upturn, although the offering of items is still very dismal. Staff will continue to push for funding for new and desirable retail items for offering at the office location. Private Cabin Permit fees increased another 22% over 2018 with the annual increases set forth in the new Private Cabin Permit initiated in 2017. This section of revenue, coupled with the increase in Seasonal Campsite fees, is the only reason Lovewell State Park did not have a significant drop in revenue this year. Revenues from penalties decreased nearly 50%, indicating good compliance with regard to vehicle permits and adherence to campsite checkout times, as well as the option of purchasing an Annual Vehicle permit to void the penalty.

Revenues for hunting, fishing and big game issuances decreased 14% overall. There were very few items that showed an increase: Kansas Senior Hunt/Fish licenses, Waterfowl Stamps, and Landowner/Tenant Deer permits, and the increases were only slight.

As a whole, revenues were divided as 13% in vehicle permit sales, 32% camping, 18% of income was attributed to online sales (non-field), 11% hunting/fishing licenses, 7% in camping cabin revenues and the remaining 19% in cabin leases, marina payment, boating, retail and miscellaneous receipts.



Mother Nature negatively impacted visitation and revenues for Lovewell State Park, with severe flooding for most of the 2019 season.

Although revenue figures can be deceiving, the visitation figures definitely tell the tale. Overall, there was a 17% decrease in visitation from 2018, and can be attributed entirely to adverse lake conditions throughout the season. Visitor demographic comparison of campsite and cabin stays changed slightly, with 66% of visitors from Nebraska, and 26% from Kansas. Visitors from thirty-eight other states and one Canadian province accounted for the remaining 8% of visitation this year. Lovewell State Park staff continually strives to attract new visitors through timely marketing efforts of the Spring Newsletter, local news releases and social media efforts, and personal contacts at the Omaha Boat Sport and Travel show.

III. Budget and Capital Improvements (See Table 3 and Figure 4). Lovewell's FY19 O&M budget was slightly increased from FY18. Staff was still cautioned to conserve 5% of the budget to offset shortfalls, and \$20,000 was held back as statewide cabin funds were utilized to pay several months of utility fees. As seen in Table 3, a significant amount of LOVP's O&M was not spent for this reason. Concerns over O&M budget insufficiencies continue to mount, as aging facilities begin to need more costly maintenance and repairs. A major increase in fees paid for water received from the Rural Water District continues to impact the budget and efforts to conserve water will continue to be enforced. Significant water leaks were sought out and repaired as soon as possible. Seasonal salary budget increased to \$38,000 for FY19, and a 40 hour seasonal maintenance position was hired which greatly benefitted the maintenance work accomplished throughout the state park. However there are still not enough funds for seasonal ranger support, and camp hosts are required to log an increased minimum number of volunteer hours in exchange for their campsite. Nearly constant use of the camping cabins during the peak months creates the need for dedicated staff for the cleaning and administration of camping cabins and check-ins/outs, requiring more from the seasonal budget for these duties. Considering the fact that park facilities are becoming more intensely used and additional facility maintenance is increasingly required, restoration of seasonal salary budgets will be needed to provide the necessary level of services for constituents. There were no Capital Outlay expenditures for Lovewell State Park in 2019, however Parks Division provided a new patrol vehicle for NRO Mocaby. An MBA Capital Improvement Project to build a rock jetty at Cedar Point Boat Ramp, was begun late in 2019 and will be completed in early 2020. This structure will serve to reduce the shoreline erosion in that area from boat wakes. A statewide Motor Boat Access grant was utilized to install a Life Jacket Loaner program kiosk at the Marina Boat Ramp, informing customers that life jackets can be borrowed for their use from the State Park Office. Statewide Cabin funds were designated for replacement of deteriorating exterior siding for the Frontier Camping Cabin, which was completed in early 2019. Parks Division funds were also secured to replace the deteriorating septic system at the Rose Hill Dump Station, which was completed in September of 2019. Thankfully, the flooding of 2019 did not negatively impact any structural facilities. Park staff will continue to seek out alternative funding opportunities, to include a recreational trail, campground improvements, and improvements to the four deluxe cabins to extend their seasonal feasibility, as the lack of insulation affects rental income in both the heat of summer and forced closure of the cabins for the winter months.

IV. Contracts. Aaron and Jana Coil served their fourth year as the marina concessionaires for Lovewell State Park. The marina continues to draw new and repeat visitors with their offering of weekend breakfast, short order sandwiches, homemade pizzas, and barbecue meal specials, and equipment rentals. Facilities are very well-maintained and no major problems occurred, with the exception of damages to docks from flooded coves. The 2019 Marina Concession Permit payment was received, in the amount of \$15,300. A vault toilet located at the marina area is an on-going issue with regard to maintenance, and will be evaluated in the future.

Lovewell State Park administers 60 private cabin permits. The current 5-year permit is in its third year, with the next advance of the fee at \$1500 for the year. There continues to be a number of information requests regarding what is and is not allowed with the new cabin permit. An amendment to the permit beginning in 2020 now allows construction of facilities on the cabin lots beyond the existing footprint, with written approval and within guidelines. All cabin owners remained in compliance with the new permit regulations for the year.

V. Manpower. Maintaining a sufficient level of permanent and seasonal salary funding is paramount in providing high-quality park operations. Lovewell State Park strives to maintain high quality permanent and seasonal staff, who consistently work to improve park operations. Lovewell State Park was fully staffed in 2019 with a full-time Park Manager, Park Ranger, Facilities Specialist, and Administrative Specialist. Law Enforcement duties were shared once again between the Park Manager and Park Ranger, but the lack of seasonal salary funding for a seasonal ranger left the park still without law enforcement coverage from midnight to 8 am on weekends. Fortunately, there were no major law enforcement incidences that occurred.

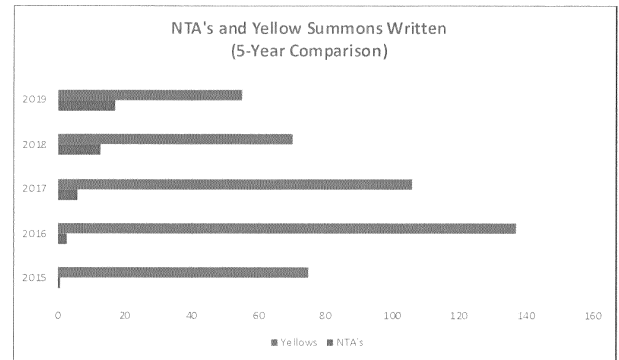
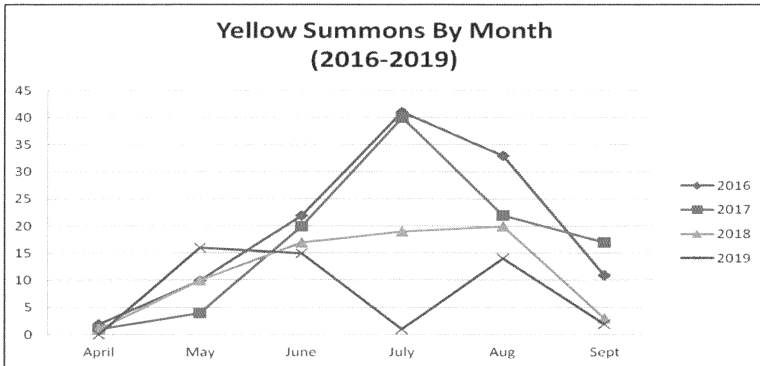
Dedicated seasonal camp hosts are vital to constituent service and are a very high priority in summer staff hiring. A set of camp hosts in each of the four utility campgrounds is most desired. Lovewell Staff is constantly recruiting potential camp hosts for this important part of our seasonal staffing. Camp hosts were hired and placed in three of the four of the utility campgrounds in 2019, however one of them suffered a broken ankle (off-duty) and their season was cut short. One set of part-time camp hosts were tasked with regular maintenance duties, in addition to assisting with special events. The other part-time camp hosts were assigned to trash collection and camping cabin maintenance, cleaning and check-in/out. A shift to more volunteer hours (vs payroll hours) was again utilized for the 2019 season in order to conserve seasonal salary funds, and seemed to work well. Two and a half seasonal office assistants completed the seasonal work force. Regular work schedules for seasonal maintenance and office positions began in late April. Weekend office hours for the seasonal office assistants were limited to Saturday/Sunday until Memorial Weekend, due to school hours. Office hours through the summer months were 8am to 6:00pm Sunday through Thursday, and 8am to 8:30pm on Fridays and Saturdays. Staff will continue to recruit AmeriCorps team members in the future. If none are found, this will continue to impact the future facility enhancement and productivity at Lovewell State Park. Lovewell staff members agree that the AmeriCorps program greatly benefits its park operations.

VI. Ag Summary. Lovewell State Park initiated an ag contract in 2014, for haying of non-developed areas of the park. Brett Behrends was the ag permittee in 2019, and had one haying for revenue of \$688. Ag funds have been earmarked toward non-8220 equipment repairs.

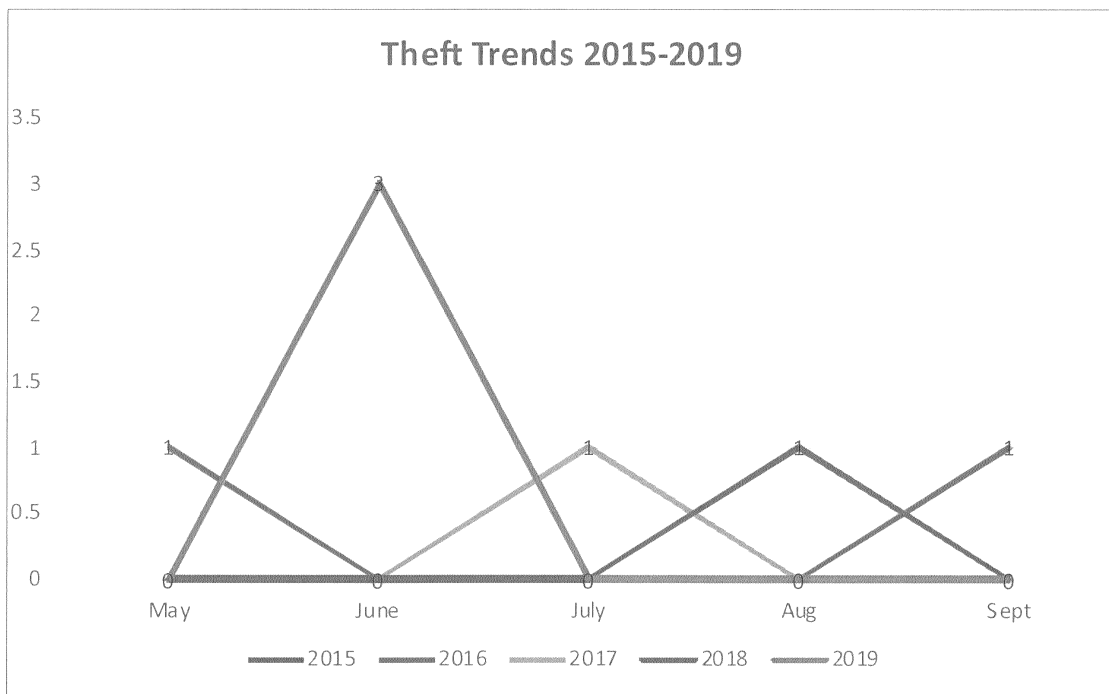
VII. Chemical Use. Minimal amounts of chemical were used for the purposes of controlling noxious weeds. Approximately 2 acres of spot spraying and campsite edges in all four utility campgrounds, using 2-4D and Banvel, were applied.

VIII. Law Enforcement and Public Safety. (See Figure 5; Table 3a). The permanent law enforcement personnel consist of the Park Manager and Park Ranger. Numerous incidents ranging from attempt to locate, services rendered, theft investigation, vandalism, disorderly conduct, parties, mischievous behavior, moving vehicle violations, alcohol related violations and general concerns from constituents were recorded.

Lovewell State Park’s law enforcement staff issued 17 NTA’s. Multiple written and verbal warnings were also issued for numerous violations. Park staff collectively issued 55 yellow summonses. Of those summonses written, 22 were for camping, 33 were for vehicle.



With over 200,000 visitors at Lovewell State Park, thefts and vandalism is always a concern for park staff. Constituent safety and personal property is a high priority for park staff. Theft trends have continued to stay towards a low level. There were 3 reported thefts over the summer months. Over the past several years park LE staff has talked to constituents on securing their campsites to prevent thefts. There were a few minor incidents with vandalism this year, mainly to cabins and shower houses. Lovewell State Park staff takes pride in all the facilities and campgrounds within the park and vandalism is a high priority to parks law enforcement.



The law enforcement staff at Lovewell State Park has taken a “hands on” approach to enforcement with in the park. Our philosophy consists of maintaining a high visibility profile accompanied by numerous contacts with constituents in efforts to maximize public safety and involvement. This practice strengthens cooperation from our growing constituent visitors and is a

positive public relations tool. Working closely with our local sheriff's office, Highway Patrol, and surrounding law enforcement agencies has also been a major part of our operation. Staff was faced with numerous enforcement challenges ranging from boating, theft, park violations, domestic, traffic, alcohol violations, and natural resource-related issues. Lovewell's practice is to ensure that all users purchase required permits when applicable. The option to purchase annual permits after receiving a summons has proven to be a good tool for public relations and permit compliance.

The following is a list of enforcement efforts by Lovewell State Park officers. The incidents have been broken down into categories associated with our direct enforcement efforts.

1. Alcohol Cases: 4 alcohol case were identified.
2. Boating Cases: 2 boating case were identified.
3. Drug Cases: 1 drug cases were identified.
4. Park Cases: 55 yellow summonses were issued.
5. Property Cases: 3 case involving theft of property was investigated.
6. Traffic Cases: 9 moving violations were cited. Several verbal and written warnings were addressed to constituents.
7. Fish and Wildlife Cases: 0 cases were identified.
8. Accidents: 1 vehicle accident was investigated.
9. Park Regulations: 0 case was issued.

As Lovewell State Park grows in visitation, the overall Law Enforcement trends have relatively stayed the same. Thanks in part to the Jewell County Sheriff's officers and other law enforcement agencies for their assistance throughout the year! Multiple written and verbal warnings were given to park constituents throughout the summer months. Officers used discretion and education over issuing tickets for a majority of the patrol stops.

IX. Special Events and Activities (See Table 4). Lovewell State Park began the season with a Free Park Entrance Day on May 4th, which was a statewide event in conjunction with the Let's Camp America national campaign. Another statewide event, Kids to Parks Day, was held on Saturday, May 18th, with park staff hosting a Youth Archery Clinic. An Amphibian and Reptile Program, which had also been scheduled for that day and was to be presented by Fort Hays University staff, had to be cancelled due to an unforeseen family emergency for the University presenter. The Kids Fishing Clinic held on June 9th had 4 kids and several parents participating in sessions on proper casting, knot tying, bait/lure selection, fish identification, and fish cleaning. The Float Your Boat Contest was scheduled for Father's Day, June 16th, but had to be cancelled due to high water. The Annual Fireworks Display was held on Saturday July 6th, with approximately 2000 people viewing the display. Many, many favorable comments were received and members of the Lovewell Lake Fireworks Committee will continue to fundraise for this annual event. Lovewell Fun Day events on August 3rd had a new event added, a Scavenger Hunt throughout the State Park. This was very well received by those participating, and will continue as a part of the Fun Day in future years. CoEd Mud Volleyball Tournament had 8 teams, and the Sand Pile Treasure Hunt had 26 kids participating. Another event on Fun Day, a Cornhole Tournament, was added by the Lovewell Lake Fireworks Committee as a fundraiser for the annual fireworks show. It had 16 teams registered. The Campground Christmas event, also in August, only had 9 decorated campsites. The declining registration for this event over the last several years may result in it being deleted from the special events for the year. However, this event does bring many observers to the park to view the decorations. The 3-D Archery tournament was held September 8th but only had 8 participants this year. Staff was informed that there was another major tournament in

the area that same day, and may have been the cause for the decline in participation this year. This was designated as Lovewell State Park's Free Park Entrance Day as well. Other events included family campouts, picnics and reunions, company picnics, birthdays and anniversaries, weddings, memorial services, church group outings, and high school reunions. Non-denominational church services were held each weekend from Memorial Day thru Labor Day.

X. Reservoir Water Levels. (See Figure 6). Lovewell Reservoir levels are maintained by the BOR and Kansas Bostwick Irrigation District. Lovewell Reservoir began the year 4 ½ feet below conservation pool at 1578.1. Steady inflows from the Republican River Diversion brought the reservoir level to conservation pool level by the end of April. Unfortunately, heavy rain events began in May, and much like many other reservoirs in Kansas, Lovewell Reservoir was near the top of flood pool for most of June and July. In fact, Lovewell Reservoir reached its second highest elevation ever in late June. Releases were finally able to initiated in mid- July. Significant releases continued throughout August and September, to facilitate a planned repair project to the dam gates and structure. Lovewell Reservoir reached its second lowest elevation recorded in late September, at 1570.0. Significant inflows from the Republican River Diversion brought the reservoir back to conservation pool by the end of December.

XI. Conclusion. Lovewell State Park definitely suffered this year at the hands of Mother Nature and events outside of our control. Historic flooding diminished campsite occupancy and day use in May, June and early July, as well as causing significant damage and cleanup to shoreline facilities and vegetation. A bout with harmful blue-green algae bloom immediately followed. Historic drawdowns for a scheduled dam repair also affected campsite occupancy and day use in the later summer months to finish out the season. Lovewell State Park staff continually work to make the best of every situation that occurs, work to provide the best experiences and facilities possible, and look hopefully to the future. The drop in visitation and license sales (offset by the increased private cabin and seasonal site fees), is obviously concerning, but staff is confident that old and new constituents will return to the park each coming year, as 2019 was definitely not usual and surely won't be repeated. Availability of budget funds available will continue to affect the staff's ability to maintain the park and its facilities at the high standard that visitors are accustomed to. However, quality outdoor recreation for our constituents will again remain the highest priority to the Lovewell State Park staff. Many significant accomplishments were achieved in 2019, and many more are planned for 2020. (See Table 5). Our personnel will continue to work toward providing the best facilities and customer service that manpower and funding will allow.

XII. Constituent Comments. Following are some of the documented comments, among many more that were not written, received from Lovewell State Park constituents in 2019.

"I wanted to thank you all for your work and input on the Annual Report and Spring newsletter. They are both very detailed, informative and a pleasure to read. The format is great and the graphs and charts are easy to view. We look forward to another year of camping, fishing and the archery range at your wonderful park!" – Jim Hurley York, NE

"Lovewell State Park in my opinion, is a premier facility. We couldn't have had a better experience anywhere that I know of. This park is a sanctuary for my wife and I and my whole family. Thank you for providing such a grand place to visit!" – Unknown (post-stay survey) Grand Island, NE

“Thank you very much for all of your help this summer! We had such wonderful worship services, and for allowing this congregation to use the Rose Hill Schoolhouse for the 52nd summer of Sunday worship at Lovewell Lake!” – Cathy Chase, Lovewell Lake Church Republic, KS

“We had an amazing time here and we can’t wait to come back!! Everything was awesome!”
– The Sharp Family Kenesaw, NE

“The cabin was really nice and a pleasant place to relax, unwind and refresh. This park is kept up really well!” – Lee and Roberta Moravek Scandia, KS

Lovewell SP Camping Cabin Analysis

Peak Month for the Cabin	
Peak Cabin for the Month	
Both Peak Month/Cabin	

2019	Jan	Feb	Mar	Apr	May	Jun	Jul	Aug	Sep	Oct	Nov	Dec	TOTAL
Frontier	0	1	2	6	15	19	13	13	10	6	18	7	110
Pioneer	0	0	0	2	16	23	12	12	7	0	14	3	89
Pine Ridge	0	0	5	3	10	27	16	15	7	2	23	6	114
Sunrise	0	2	0	8	15	21	14	14	4	0	12	3	93
Southwinds	0	0	0	5	17	27	14	15	13	2	18	7	118
Lookout	0	0	0	5	22	28	26	17	12	0	0	0	110
Scout	0	0	0	2	18	23	18	13	8	0	0	0	82
Settler	0	0	4	5	23	24	19	10	12	8	18	8	131
Pilgrim	0	0	0	5	21	25	16	20	9	5	24	7	132
TOTAL	0	3	11	41	157	217	148	129	82	23	127	41	979

2018	Jan	Feb	Mar	Apr	May	Jun	Jul	Aug	Sep	Oct	Nov	Dec	TOTAL
Frontier	6	2	2	9	23	18	15	13	8	7	15	7	125
Pioneer	0	0	2	5	12	16	15	16	9	3	13	0	91
Pine Ridge	0	7	2	2	12	19	18	14	4	2	15	0	95
Sunrise	4	0	0	14	19	20	27	9	11	3	20	5	132
Southwinds	4	7	1	10	18	25	27	19	11	6	16	5	149
Lookout	0	0	0	6	21	25	23	17	13	8	0	0	113
Scout	0	0	0	1	17	26	22	21	11	3	0	0	101
Settler	0	0	2	1	21	23	17	13	11	4	12	6	110
Pilgrim	0	0	6	16	19	24	20	12	12	7	23	16	155
TOTAL	14	16	15	64	162	196	184	134	90	43	114	39	1071

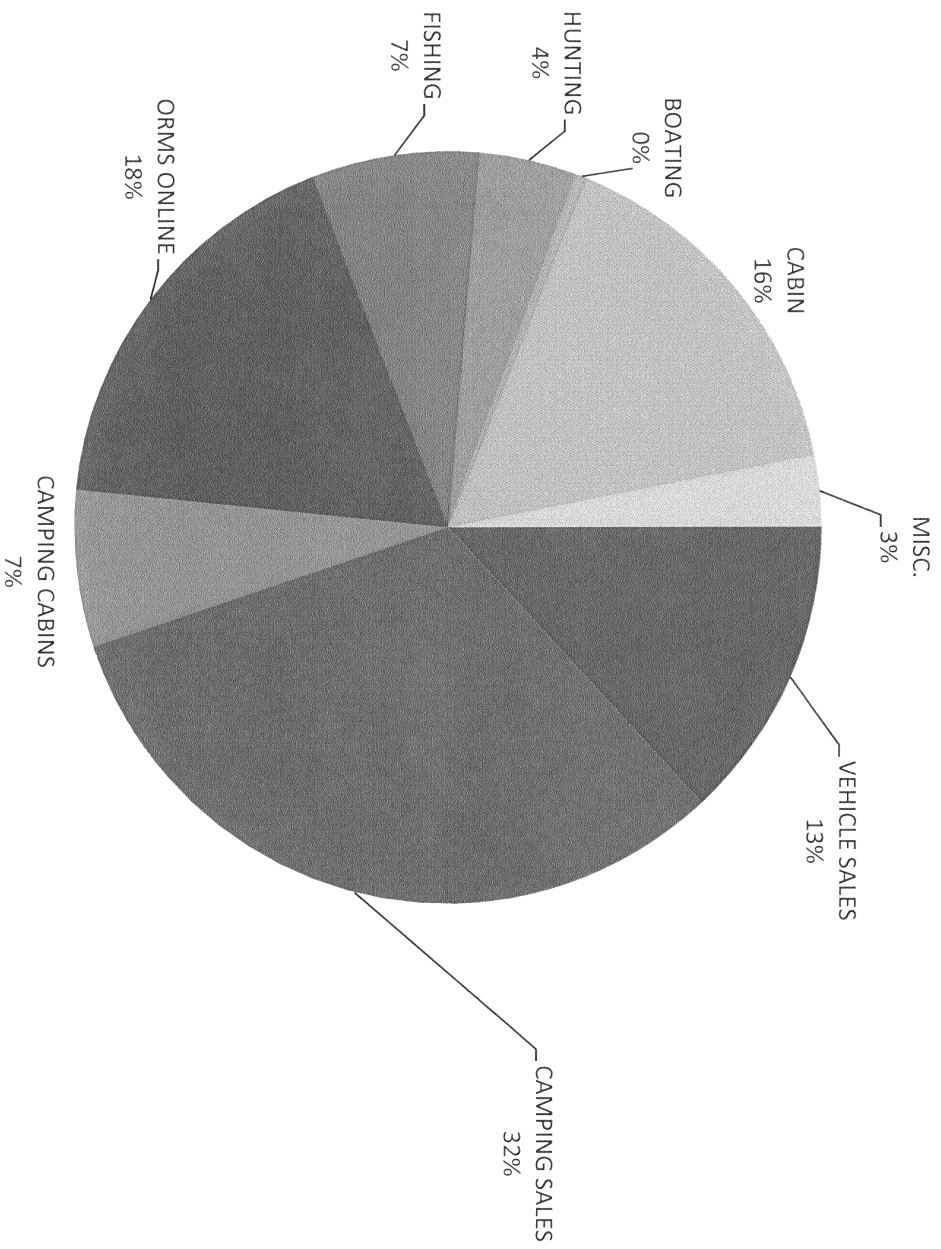
2017	Jan	Feb	Mar	Apr	May	Jun	Jul	Aug	Sep	Oct	Nov	Dec	TOTAL
Frontier	5	0	2	9	12	14	23	12	18	5	18	7	125
Pioneer	0	0	3	16	12	22	21	16	6	2	16	2	116
Pine Ridge	0	0	1	5	17	15	21	12	7	2	19	1	100
Sunrise	1	7	3	13	12	18	21	13	3	0	22	6	119
Southwinds	0	2	6	13	15	20	28	17	13	6	16	10	146
Lookout	0	0	0	4	17	24	29	18	18	0	0	0	110
Scout	0	0	0	6	15	22	25	24	18	1	0	0	111
Settler	0	0	4	10	12	24	22	10	11	5	11	6	115
Pilgrim	0	0	3	11	17	24	23	16	13	7	20	4	138
TOTAL	6	9	22	87	129	183	213	138	107	28	122	36	1080

2016	Jan	Feb	Mar	Apr	May	Jun	Jul	Aug	Sep	Oct	Nov	Dec	TOTAL
Frontier	3	0	12	9	15	16	17	11	10	3	13	10	119
Pioneer	0	0	4	4	17	14	16	8	3	3	5	10	84
Pine Ridge	2	5	3	5	9	12	20	9	13	5	15	6	104
Sunrise	4	4	11	14	19	21	23	10	9	16	22	8	161
Southwinds	0	0	1	6	11	22	23	19	12	13	22	1	130
Lookout	0	0	0	11	17	20	27	14	19	3	0	0	111
Scout	0	0	0	10	15	19	18	16	13	2	0	0	93
Settler	4	0	6	7	14	20	16	19	18	9	17	13	143
Pilgrim	0	0	3	5	25	27	24	17	14	6	17	4	142
TOTAL	13	9	40	71	142	171	184	123	111	60	111	52	1087

2015	Jan	Feb	Mar	Apr	May	Jun	Jul	Aug	Sep	Oct	Nov	Dec	TOTAL
Frontier	5	3	6	7	14	18	15	15	6	4	17	10	120
Pioneer	0	0	6	10	14	17	17	16	7	4	17	6	114
Pine Ridge	0	1	2	4	11	21	16	7	3	2	14	0	81
Sunrise	0	6	1	16	20	17	24	11	11	9	15	9	139
Southwinds	0	0	4	12	17	23	17	15	9	0	12	6	115
Lookout	0	0	0	8	19	27	23	29	9	9	0	0	124
Scout	0	0	0	2	23	23	21	18	6	7	0	0	100
Settler	0	0	0	9	13	22	22	11	15	2	16	12	122
Pilgrim	0	0	0	9	18	25	28	25	6	10	16	5	142
TOTAL	5	10	19	77	149	193	183	147	72	47	107	48	1057

Table 1

LOVP 2019 Revenue Comparison



■ VEHICLE SALES ■ CAMPING SALES ■ CAMPING CABINS ■ ORMS ONLINE ■ FISHING ■ HUNTING ■ BOATING ■ CABIN ■ MISC.

Figure 1

2002-2019 Camping Cabin Analysis

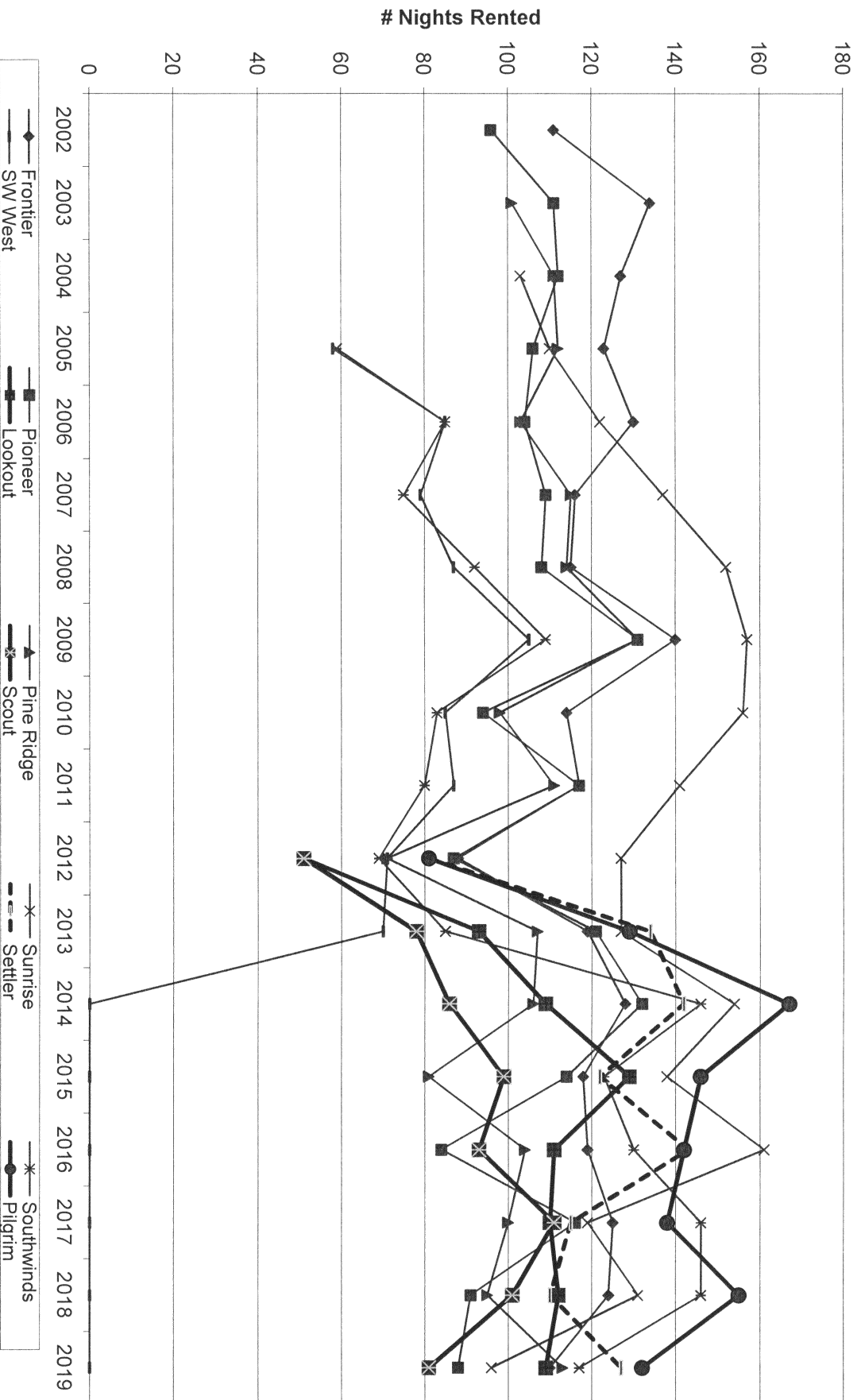


Figure 2

LOVP 2019 SELF PAY VS. OFFICE SALES

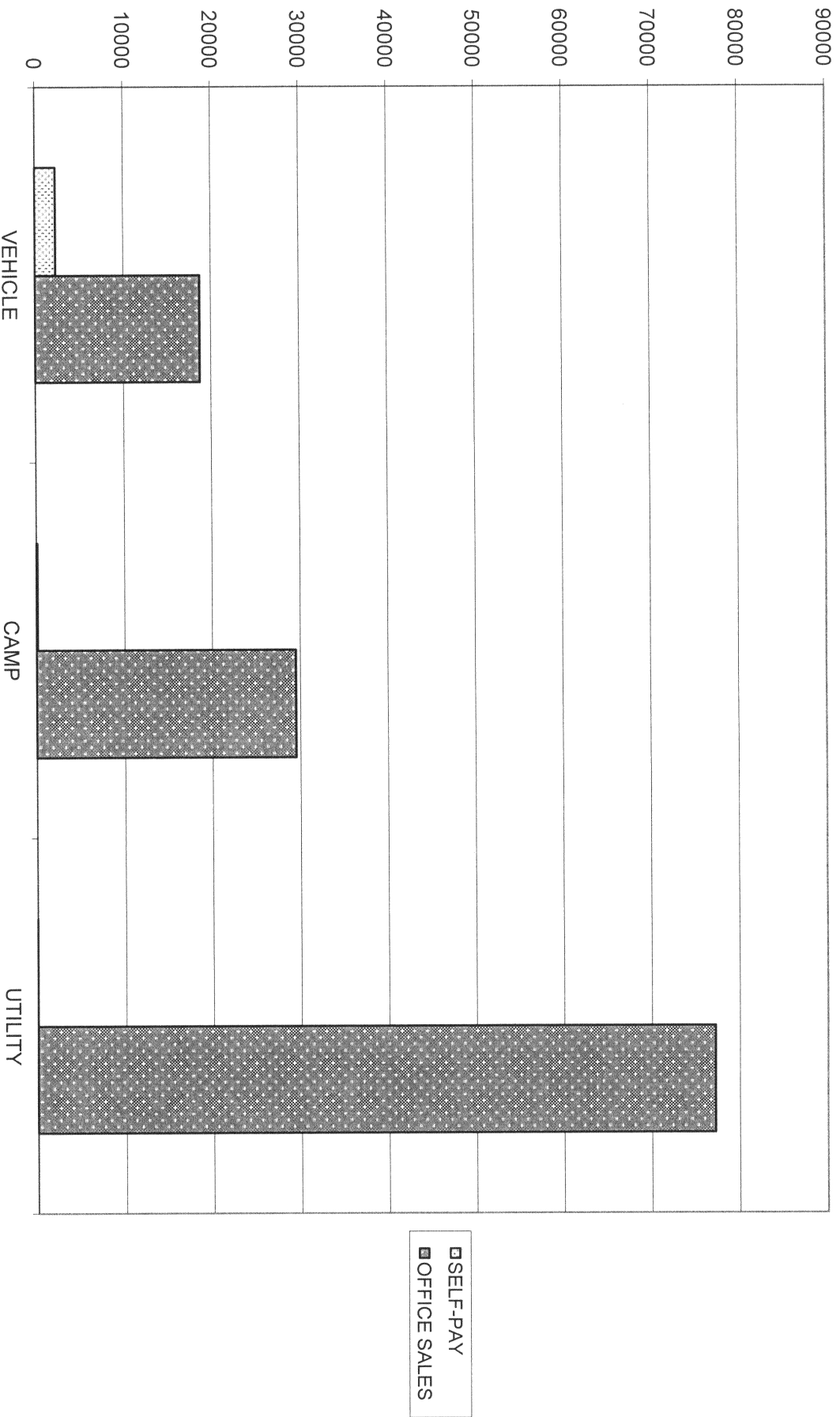


Figure 3

**LOVEWELL VISITATION REPORT
2015 to 2019**

MONTH	VISITATION*										
	20 15		20 16		20 17		20 18		20 19		
	%	#	%	#	%	#	%	#	%	#	
January	2%	3861	1%	1931	1%	3882	2%	4344	2%	4247	**
February	2%	3378	1%	3185	2%	5436	2%	5309	1%	1544	**
March	5%	8253	3%	7097	2%	7120	3%	7722	2%	3861	**
April	11%	19686	6%	15344	4%	12407	5%	12436	3%	6178	**
May	15%	25718	15%	35708	14%	43137	18%	45544	11%	24448	
June	27%	48066	23%	54496	18%	53616	25%	63255	23%	50247	
July	9%	15295	20%	46977	22%	66622	19%	47788	21%	46927	
August	8%	13826	7%	16892	14%	43513	15%	36432	18%	40541	
September	15%	26079	12%	27589	11%	32035	3%	6900	9%	21046	
October	6%	11448	4%	8687	3%	10376	1%	3475	3%	6965	
November	0%	589	4%	10618	4%	10967	3%	8108	3%	7703	**
December	0%	869	4%	10591	4%	11138	4%	9653	4%	8687	**
TOTAL	100%	177068	100%	239115	100%	300249	100%	250966	100%	222394	

**Visitation had to estimated due to removal of electronic traffic counter for road conditions.

*Visitation = Traffic Count - the number of vehicles that have crossed traffic counters:
multiplied by .99 (1% business traffic)
multiplied by 3 (average persons per vehicle).

Table 2

LOVP FY15-FY19 Budget Comparison						
Year	O&M			SEASONAL SALARIES		
	Budget	Spent	Balance	Budget	Spent	Balance
FY15**	\$79,900	\$52,791	\$27,109	\$30,000	\$29,288	\$712
FY16**	\$84,200	\$61,421	\$22,779	\$30,000	\$29,560	\$440
FY17**	\$88,750	\$61,869	\$26,881	\$30,000	\$28,920	\$1,080
FY18**	\$88,900	\$68,322	\$20,578	\$30,000	\$25,704	\$4,296
FY19**	\$90,700	\$68,440	\$22,260	\$36,500	\$34,012	\$2,488
AVERAGE	\$86,490	\$62,569	\$23,921	\$31,300	\$29,497	\$1,803

** Division requested a 5% hold on budget and portion of utility fees paid from STWD Cabin Fund, resulting in the appearance of surplus budget

Table 3

LOVP FY15-FY19 Budget Comparison

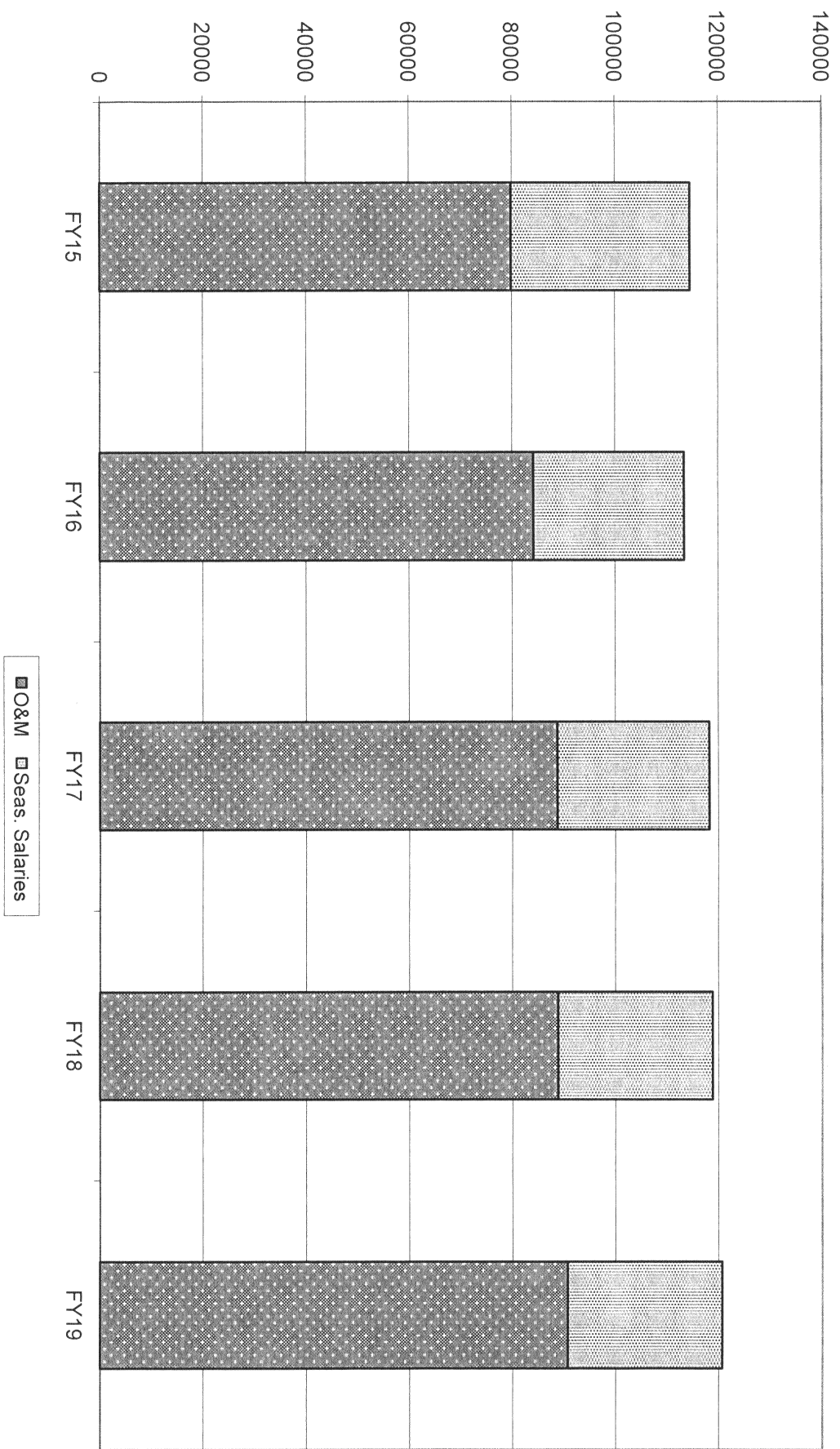


Figure 4

2019 Lowell State Park Law Enforcement

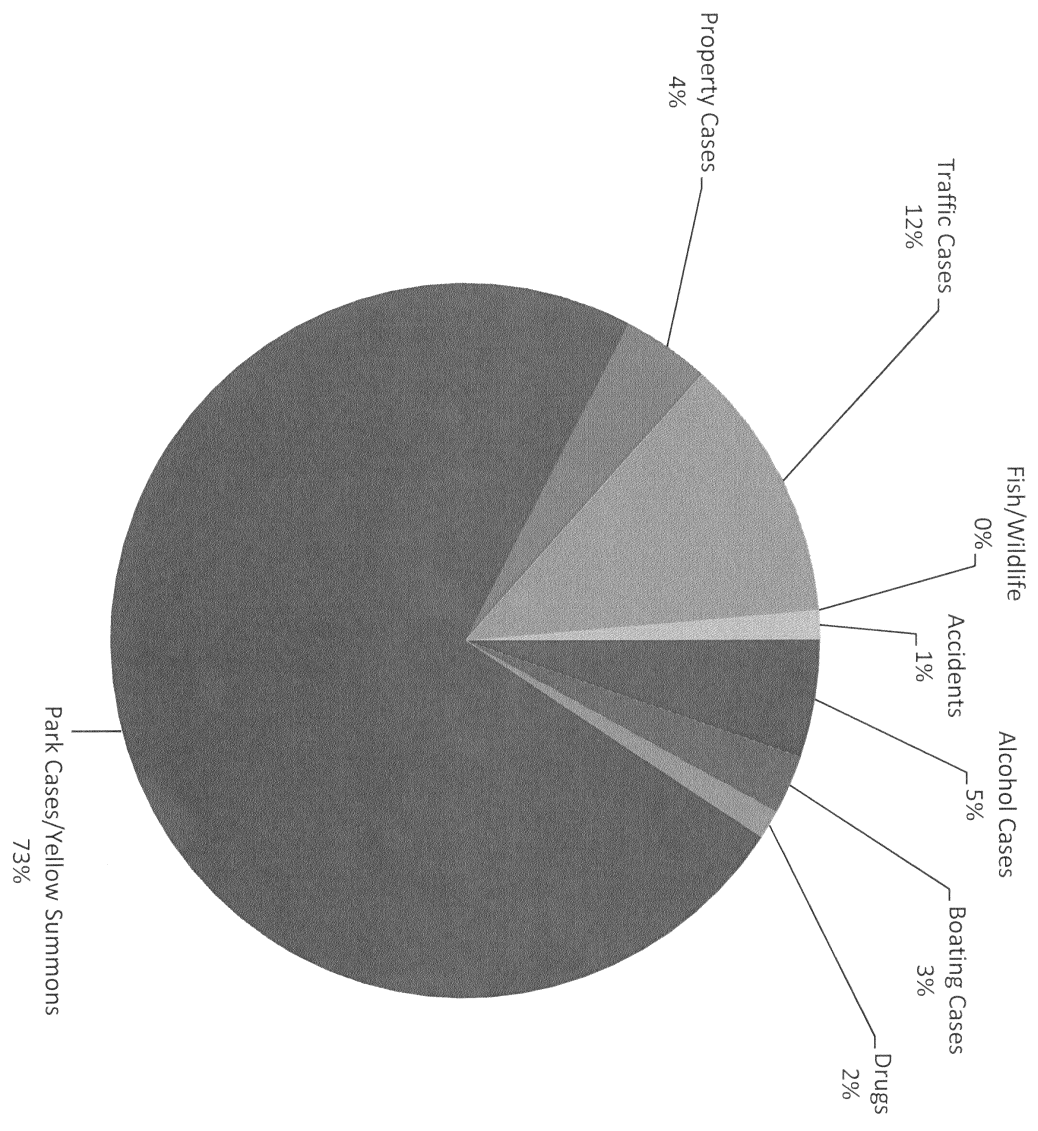


Figure 5

2019 VANDALISM REPORTING

LOWELL STATE PARK

DATE	LOCATION	ITEM OR FACILITY AND DESCRIPTION OF DAMAGE	ESTIMATE COST OF MATERIALS	ESTIMATE AMOUNT OF LABOR IN FULL HOURS	COMMENTS
20-Jun-19	Southwinds Restroom	Restroom	\$0.00	1 hour	Turned gas valve off at tank
02-Jul-19	Cedar Point Primitive Area	Picnic Tables	\$0.00	4 hours	Threw picnic tables into flood waters
06-Jul-19	Walleye Point Shower Building	Door on Men's Restroom	\$0.00	2 hours	Carved profanity all over door. Had to repaint door.
06-Jul-19	Cedar Point Site #319	Water Hydrant	\$50.00	3 hours	Constituent ran over hydrant, and had to replace.

TABLE 3a

2019 LOVEWELL SPECIAL EVENTS				
Date	Location	Time	Type	Attendance*
4/21/2019	Southwinds	10a-10p	Cessna Family Easter	20
4/21/2019	Willow	10a-10p	Franco Family Picnic	40
5/18/2019	Willow	2p-4p	KIDS2PARKS DAY ARCHERY CLINIC	15
5/24-5/26/19	Buffalo		Kreifels Family Reunion	20
5/26/2019	Willow	10a-10p	Jensby Family Reunion	100
6/8/2019	Southwinds	10a-10p	Mullins Family Reunion	60
6/9/2019	Southwinds	10a-10p	Pleasure Cruisers Picnic	30
6/9/2019	Willow	9a-3p	KIDS FISHING CLINIC	10
6/15/2019	Willow	10a-10p	Fink Family Reunion	150
6/16/2019	Beach	10a-3p	FLOAT YOUR BOAT CONTEST	0
6/19/2019	Southwinds	10a-10p	Christian Resource Ctr Youth Picnic	70
6/21/2019	Willow	10a-11p	Bargen-Jones Wedding Reception	100
6/23/2019	Southwinds	10a-10p	Lambert Vet Supply Company Picnic	100
6/30/2019	Southwinds	10a-10p	Garcia Birthday Party	50
7/2/2019	Southwinds	10a-10p	Unruh Birthday Party	20
7/6/2019	Walleye Pt	9p-11p	LOVEWELL FIREWORKS SHOW	2000
7/5-7/6/19	Southwinds		Nelson Wedding	30
7/13/2019	Walleye Pt	10a-10p	Lubken Birthday Party	50
7/13/2019	Southwinds	10a-10p	Mallam Family Reunion	40
7/14/2019	Southwinds	10a-3p	Republic UMC Baptism	75
7/16/2019	Southwinds	10a-10p	Ducks Unlimited Mtg & Social	25
7/25/2019	Southwinds	10a-10p	Mazour Birthday Party	20
8/3/2019	Varies	8a-6p	LOVEWELL FUN DAY	100
8/3/2019	Southwinds	10a-10p	Charbonneau Fish Fry	30
8/11/2019	Willow	10a-10p	Courtland Covenant Church Picnic	60
8/17/2019	Beach	10a-10p	Jensen Family Picnic	25
8/17/2019	Varies		CAMPGROUND CHRISTMAS	200
9/1/2019	Willow	9a-11a	Lake Church and Concert	100
9/7/2019	Willow	10a-10p	Wallin Fish Fry	75
9/8/2019	Archery Rng	8a-2p	3D ARCHERY TOURNAMENT	50
5/26-9/1/2019	Rosehill	9:30a	Non-Denomination'l Church Services	1500
*Attendance figures are estimated.			TOTAL	5165

Table 4

2019 LOVELL RESERVOIR WATER LEVELS

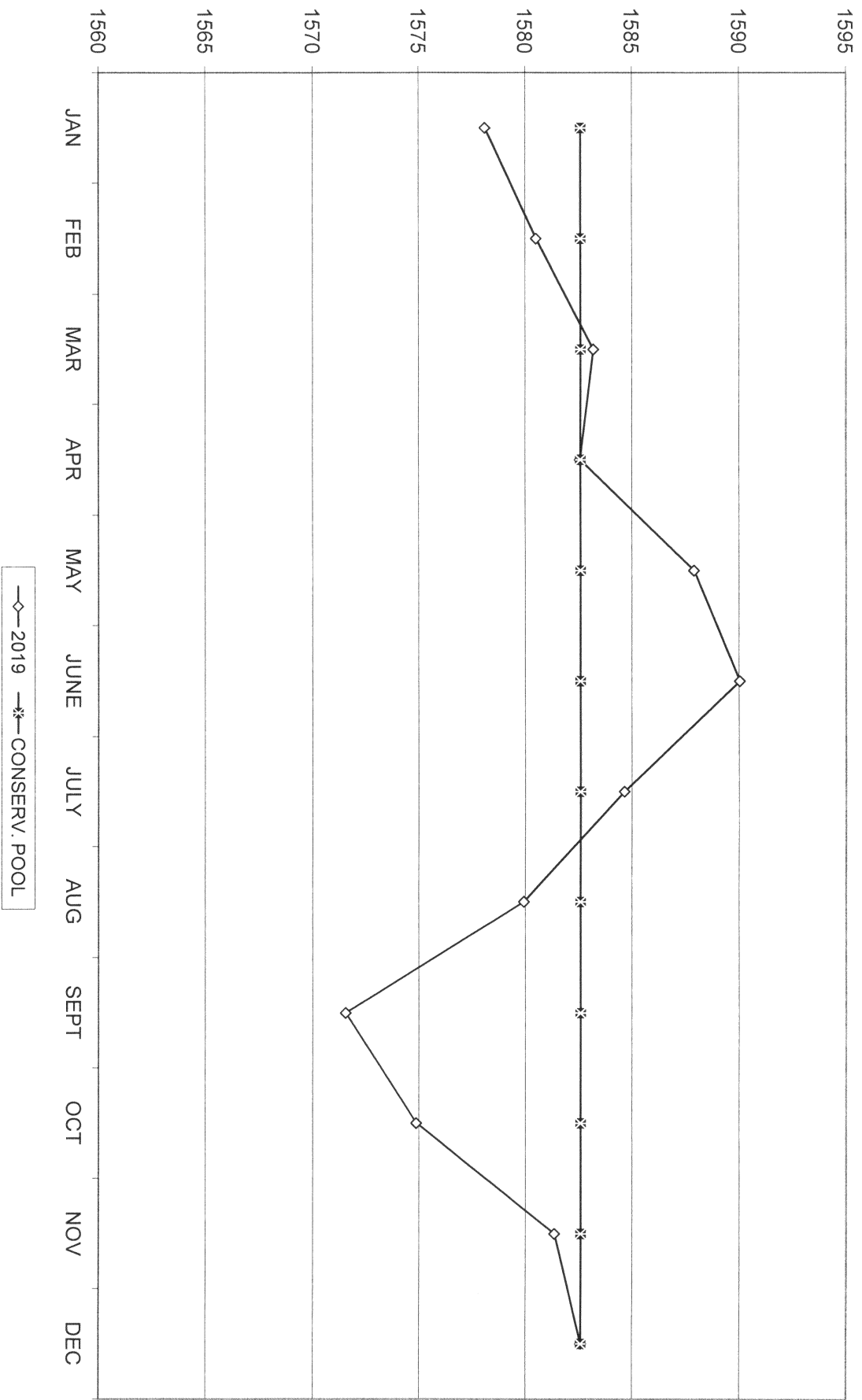


Figure 6

LOVP MAJOR EVENTS

2019

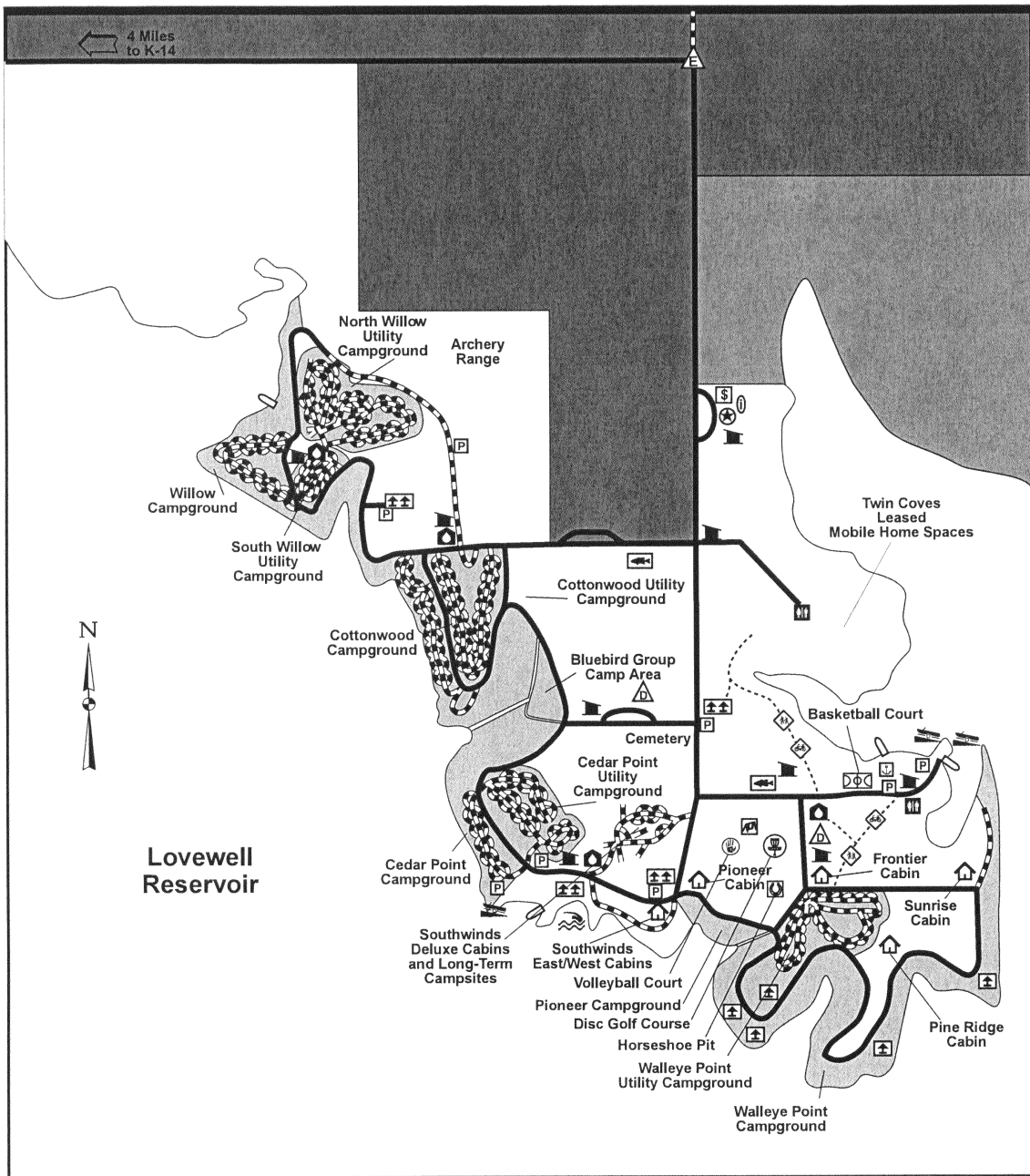
Event/Project	Completion Date
Annual Park Report	Jan-19
Prep and Staff Booth at Omaha Boat, Sport and Travel Show	Feb-19
Spring Newsletter Posted to Website; Notifications PostCards Sent	Mar-19
Preparations and Host Kids To Parks Day Archery Clinic	May-19
Social Media and Park Posting of Flood-Affected Facilities	Jun-19
Preparations and Host Kids Fishing Clinic/Float Your Boat Contest	Jun-19
Preparations and Coordination of Lake Association Fireworks Display	Jun-19
Social Media and Park Posting of Blue-Green Algae Watches/Warning	Jul-19
Preparations and Host Fun Day/Campground Christmas Events	Aug-19
Park-Wide Cleanup of Flood Debris	Aug-19
Preparations and Host 3D Archery Tournament	Sep-19
Seasonal Facility Closures/Seasonal Staff Admin	Sep-19
Rock Surface Upgrades to Utility Campsite Pads	Oct-19
Campsite #/Map Updates/Configuration to 100% Reservable Campsites	Oct-19
Campsite Number Plaques Replaced, Park-Wide	Nov-19
AdminSpec Involved in Aspira System Testing, CampItKS App Launch/2020 System Launch	Nov-19
Installation of Life Jacket Loaner Program at Marina Parking Area	Nov-19
Private Cabin Annual Permit Fee and Permit Change Letter of Intent Mailings	Dec-19

LOVP MAJOR GOALS

2020

Project	Est. Completion Date
2019 Annual Park Report	Jan-20
Trees Pruned and Removed Park-Wide	Jan-20
KRPA Conference, Topeka	Feb-20
Omaha Boat Sport and Travel Show	Feb-20
Reconstruction of Picnic Tables Park-Wide	Mar-20
Remodel/Siding Replacement, Sunrise Camping Cabin	Mar-20
Installation of On-Demand Water Heaters, Cottonwood & Willow CXT's	Mar-20
Compose Spring Newsletter, and Notification PostCard Distribution	Mar-20
Coordination/Completion of Cedar Point Boat Ramp Rock Jetty	Apr-20
Facility Openings and Seasonal Staff Scheduling	Apr-20
Primitive Camping Area Closure/Reseeding Grass at Willow Campground	Apr-20
Preparations for Memorial Weekend Holiday Visitation	May-20
Preparation for Kids Fishing Clinic Special Event	Jun-20
Preparation for Float Your Boat Contest	Jun-20
FY20 Budget Finalized	Jun-20
Coordination/Preparation for Lake Fireworks Display	Jul-20
Preparation for Fun Day and Campground Christmas Special Events	Aug-20
Planning/Purchasing and Installation of Wildtrust-Purchased Courtesy Dock Lift	Aug-20
Preparation for 3D Archery Tournament	Sep-20
AmeriCorps Recruitment	Sep-20
Closure of Seasonal Facilities	Oct-20
Reservation Program Management Conference, Idaho (AdminSpec)	Oct-20
Coordination/Preparation for New Licensing/Park Management Contract	Nov-20
Coordinate Private Cabin Permit Annual Payment Mailings	Nov-20
FTE Performance Mgmt Process	Dec-20
Update LOVP Management Plan	Dec-20

Table 5



KANSAS STATE PARK LEGEND			
Park Area		Information Center	
Camping Area		Pay Stations	
Other Public Lands		Potable Water	
Dam or levee		Shower/Toilet	
Private Lands		Vault Toilet	
Paved Roads		Trailer Dump Station	
Gravel Roads		Boat Ramps	
Unimproved Roads		Dock/Pier	
Park Entrance		Fish Cleaning Station	
Park Office		Swimming Area	
Parking Area		Marina	
		Dumpster	
		Concessions	
		Playground	
		Shelter	
		Shelter Group	
		Cabin Semi-modern	
		Camping Improved	
		Camping Primitive	
		Trail/Trailhead Hike	
		Trail/Trailhead Bike	

Figure 7.