

COMMONLY ASKED QUESTIONS

Why is the water murky?


The murky water in the raceways are a result of the nutrient rich water from the supply lake.

Lakes and ponds in Kansas tend to be very high in nutrients since these bodies of water receive most of their inflow as runoff from agricultural lands.

The high levels of nutrients in the water are not harmful to the fish. This condition, however, combined with the natural tendency of the fish to stay at the bottom, make it very difficult to view fish. Look for fish at the south end of the raceways where the feeders are located and the incoming water is fresh.

Where do the fish go from here?

Fish raised at Milford stay in Kansas and are used to stock reservoirs, state fishing lakes, and community lakes. Sometimes fish may be traded with other states to accommodate a demand for a species which is not produce in Kansas hatcheries.




Fish at Belt Feeder

FISH RAISED AT MILFORD


Milford produces millions of fish each year. Several different species are produced to different sizes, depending upon the state's needs. Typical fish species raised at Milford include walleye, sauger, saugeye, wiper (palmetto bass), channel catfish, blue catfish and striped bass. Fish are raised to a variety of sizes including fry, fingerlings (about 3" long), intermediates (9"-12" long), adults (around 1 lb), and broodstock (up to 15 lbs).

Walleye




The **walleye** occurs mainly in large lakes. It was found in Kansas as early as 1865 but soon disappeared. It was successfully reintroduced about 1960. Milford produces around 45-60 million fry, 180,00 fingerlings.

Wiper (Palmetto Bass)

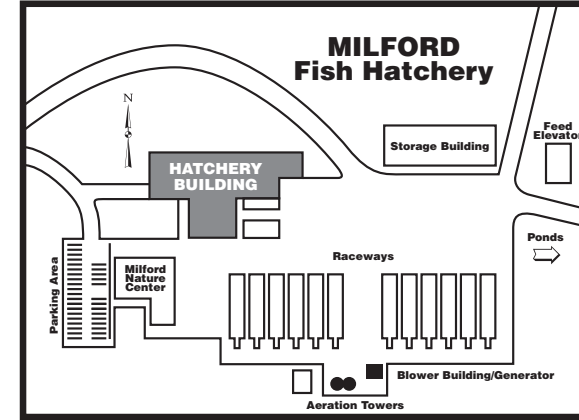


Palmetto bass, or more commonly called wiper, is a hybrid white bass-striped bass cross. The Milford Fish Hatchery annually produces around 5 million wiper fry. Milford is one of only a few hatcheries that maintain adult striped bass, with individuals weighing up to 40 lbs.

Channel Catfish



Channel catfish inhabit all large streams in Kansas, as well as most lakes and ponds. They do very well in turbid lakes and ponds and are one of the most popular sportfish in Kansas. Milford produces over 500,000 channel catfish of varying sizes each year.



GROUP TOURS AVAILABLE UPON REQUEST
CALL THE MILFORD NATURE CENTER
(785) 238-5323
FOR SCHEDULING


Otherwise, guided hatchery tours are given at 1:30 PM on weekends April and May.

VISITING HOURS:
MON. - FRI. 9:00 AM - 4:30 PM
SAT. - SUN. 1:00 PM - 5:00 PM
Weekend visiting hours run April to September

**Kansas Department of Wildlife,
Parks and Tourism
Milford Nature Center
3415 Hatchery Dr.
Junction City, KS 66441**

Equal opportunity to participate in and benefit from programs described herein is available to all individuals without regard to race, color, national origin, sex, age, disability, sexual orientation, gender identity, political affiliation, and military or veteran status. Complaints of discrimination should be sent to Office of the Secretary, Kansas Department of Wildlife, Parks and Tourism, 1020 S Kansas Ave., Topeka, KS 66612-1327. 03/17

MILFORD FISH HATCHERY



***Serving Kansas
Anglers For More
Than 25 Years***

Kansas
Department of Wildlife, Parks
and Tourism





Milford Fish Hatchery and Raceways

THE MILFORD HATCHERY

The Milford Fish Hatchery is a state-of-the-art facility and one of the few warm water, “intensive-culture” fish hatcheries in the country. Its objective is the rearing of sportfish for more than 300,000 Kansas anglers.

The hatchery is operated by the Kansas Department of Wildlife, Parks and Tourism and is one of four hatcheries in the state. The older facilities in Pratt, Meade, and Farlington use an “extensive” system of fish culture in which earthen ponds are used for hatching and rearing. The Milford Fish Hatchery uses an “intensive” system in which eggs are hatched in small containers, and fish are grown in concrete raceways. Some advantages are that more fish can be produced in less water and the health of the fish can be monitored daily.

Construction of the hatchery was completed in January of 1985 at a total cost of \$4.5 million. The Milford Hatchery was financed by money from fishing license fees. The majority of the funding was provided by a \$3 hatchery fee added to the cost of a regular fishing license.

RACEWAYS

Each of the 24 concrete raceways hold approximately 18,000 gallons of water and measures 100 feet long, eight feet wide and four feet deep. Depending on the size of fish, a raceway can hold between 30,000 and 150,000 fish.

The water source for the hatchery is a combination of well and lake water. During the winter, the water is a consistent 58° F since it is taken from the wells. The four wells have a combined pumping capacity of 3,300 gallons per minute. Water is taken from the outlet lake south of the hatchery when the water temperature in the lake has stabilized at or above 70° F.

The hatchery has six one-acre ponds located east of the feed elevator.

Because this area is mostly sand, the ponds are lined with plastic to hold water.



Demand Feeders

The large brown hoppers, called demand feeders, contain specially-formulated fish food, typically used to feed catfish. The catfish learn to hit a rod that releases the food.

Other feeders used in the raceways include the small “belt feeders” and large “solar feeders”. Both the solar and belt feeders are automatic feeders which distribute feed 24 hours a day.

Each raceway has its own recirculation system in which about two-thirds of the water is recycled. The water in the raceway is

completely exchanged every hour.

The partitions you may see in the raceways do not extend to the bottom, so fish can freely travel up and down the length of the raceway. These baffles help create a higher water velocity near the bottom to sweep it clean of debris.

AERATION TOWERS

All incoming water is aerated by the brown towers seen at the south side of the raceways. Each tower con-



Incubation Room

tains a series of aluminum baffles over which water cascades. This allows oxygen to be added before water is delivered to the raceways.

FEED ELEVATOR

Located east of the raceway area.

LIQUID OXYGEN TANK

Dissolved oxygen (D.O.) is important to keep fish alive. The big white liquid oxygen tank stores oxygen that is injected into the fresh water inside the rectangle aluminum raceway chambers at the head of each raceway.

HATCHERY BUILDING

The large hatchery building holds fish incubation and start tank equipment, electrical monitoring and control equipment, water filtering equipment, a lab, offices, and a shop area.



RW Aeration Chamber

MECHANICAL ROOM

The mechanical room houses 25 micron pressure strainers that remove all particles bigger than 25 micron. This cleaner water aids in incubation, hatching, and feed training of predacious fish.

INCUBATION ROOM

The incubation room consists of four hatching racks, a spawn area, and 16 large catch tanks.

Hatching of walleye eggs normally begins in late March and finishes by early May. Eggs are stripped from the females and fertilized in a pan with milt (sperm) taken from the male. The fertilized eggs are then placed in a special plexiglass hatching jar. Water is constantly circulated through the jar to provide oxygen to the eggs. In approximately 10 days, the eggs hatch and the fry, which swim to the top, are swept into catch tanks. When the fry are three to four days old, most are stocked in lakes and reservoirs.

Each hatching jar can hold approximately 300,000 eggs. The maximum capacity for the incubation room is 100 million eggs.



Start Tank Room

START TANK ROOM

Fish received at the hatchery as fry or fingerlings must be trained to eat pellet food. When the fish arrive, they are placed in the start tanks. Automatic feeders are used to introduce feed every 10-20 minutes around the clock. When the fish are about three inches long and have accepted the formulated feed, they are transferred to the raceways for further grow out.